



2023-2024 CATALOG

CREATIVITY MEETS CAREER

**FLORIDA INSTITUTE OF RECORDING, SOUND AND
TECHNOLOGY**

423 S. Keller Rd.
Orlando, FL. 32810
407-316-8310

WWW.FIRST.EDU

Effective January 2024



TABLE OF CONTENTS

A LETTER FROM THE SCHOOL DIRECTOR.....	4
INTRODUCTION.....	5
MISSION & VISION.....	5
OCCUPATIONAL GOALS & PHILOSOPHY.....	5
HISTORY.....	5
CAMPUS.....	6
RECORDING ARTS & SHOW PRODUCTION.....	6
DIGITAL FILMMAKING & VIDEO PRODUCTION.....	7
GRAPHIC DESIGN & WEB DEVELOPMENT.....	8
DIGITAL PHOTOGRAPHY.....	9
PROGRAMS.....	10
RECORDING ARTS & SHOW PRODUCTION - CAMPUS.....	11
DIGITAL FILMMAKING & VIDEO PRODUCTION - CAMPUS.....	16
GRAPHIC DESIGN & WEB DEVELOPMENT - CAMPUS.....	20
DIGITAL PHOTOGRAPHY - CAMPUS.....	24
RECORDING ARTS & SHOW PRODUCTION - IDL.....	28
DIGITAL FILMMAKING & VIDEO PRODUCTION - IDL.....	33
GRAPHIC DESIGN & WEB DEVELOPMENT - IDL.....	37
DIGITAL PHOTOGRAPHY - IDL.....	41
REQUIRED CLASS MATERIALS CAMPUS.....	45
REQUIRED CLASS MATERIALS IDL.....	47
ADMISSION REQUIREMENTS.....	55
DOCUMENT INTEGRITY.....	56
APPLICATION EXPIRATION POLICY.....	56
RETURNING STUDENTS.....	56
DISCLOSURE OF CRIMINAL HISTORY.....	57
TRANSFER OF CREDITS.....	57
DISCRIMINATION STATEMENT.....	57
REQUESTING ACCOMMODATIONS.....	58
VACCINATION POLICY.....	58
FINANCIAL AID.....	59
TOTAL PROGRAM TUITION BREAKDOWN.....	59
FEDERAL STUDENT FINANCIAL AID.....	60
ADDITIONAL PAYMENT OPTIONS.....	60
DELINQUENT TUITION.....	61
STUDENT LOAN DEFAULT POLICY.....	61
CAREER SERVICES.....	62
JOB OPPORTUNITIES/INTERNSHIPS.....	62
TUTORING.....	62
OFFICE HOURS.....	62
GRADUATIONS.....	63
HOLIDAYS.....	63
ADMINISTRATIVE PROFILES.....	64
ADVISORY BOARD MEMBERS.....	66
GENERAL INFORMATION.....	67
STATEMENT OF LEGAL CONTROL.....	67
FLORIDA LICENSURE.....	67
STATEMENT OF ACCREDITATION.....	67

HOURS OF OPERATION	67
DESCRIPTION OF COURSE NUMBERING SYSTEM	67
DEFINITION OF A CLOCK HOUR	67
HEALTH & SAFETY	68
STUDENT ID	68
HEALTH SERVICES	68
SECURITY & FIRE SAFETY	68
INCLEMENT WEATHER	68
LOCKDOWN & EVACUATION PROCEDURES	68
FACILITY SECURITY	68
DRUG/ALCOHOL POLICY & PREVENTION	69
INSTITUTE POLICIES	70
GRIEVANCE PROCEDURE	70
GRADING	70
STUDENT VERIFICATION	71
SATISFACTORY ACADEMIC PROGRESS (SAP)	71
RETAKING COURSES	71
CANCELLATION & REFUND	72
APPEAL PROCESS	73
GRADUATION REQUIREMENTS	73
STUDENT RECORDS	73
LEARNING RESOURCE SYSTEM	74
RULES AND REGULATIONS	74
ATTENDANCE & ACADEMICS	74
RE-ENROLLMENT POLICY	76
DISCIPLINARY POLICY & STUDENT CODE OF CONDUCT	76
GEORGIA RESIDENTS	81

A LETTER FROM THE PRESIDENT

To Our Prospective Students:

F.I.R.S.T. Institute is a campus filled with opportunity for those who seek it. Over the years, thousands of creatives have walked through the doors of F.I.R.S.T. in pursuit of their dreams and walked out with the skills to transform those dreams into a thriving career. No matter how many students I see leave here and achieve success, I never feel any less astonished. Witnessing the passion and creativity that our students exude for their craft each day is truly remarkable. Embarking on the path into a creative industry such as digital media may seem unconventional to some, but if there is one thing that I know for sure, it is that F.I.R.S.T. students exude the strength and resilience to forge their own path and make their mark in the field.

As a leading educator in the digital media industry, at F.I.R.S.T. we believe in creating a learning environment that is anchored in authenticity. Our students gain the hands-on experience to develop and refine their skillsets, preparing them for the real world that awaits them working in the industry. Our graduates can step into their next chapter of starting a career empowered with not only knowledge, but a support system of fellow students, staff, and faculty.

F.I.R.S.T. Institute has always been a place that creatives call home, and my wish for our future students is that they too, find a home here. Whether you are considering attending our school for Recording Arts, Digital Filmmaking, Graphic Design and Web Development, or Digital Photography; know that F.I.R.S.T. is where the path starts, not where it ends.

Sincerely,

F.I.R.S.T. Institute



INTRODUCTION

MISSION & VISION

Mission: F.I.R.S.T. Institute's mission is to prepare students for successful entry-level careers in the digital media industry. The training philosophy centers on intensive, hands-on education, interactive distance learning, and continual advancement in technology.

Vision: F.I.R.S.T. Institute's vision is to ensure the highest quality education and learning experience for students.

OCCUPATIONAL GOALS & PHILOSOPHY

Digital Media is a very exciting, growing, and competitive field for those who have the right blend of drive, talent, and skill. F.I.R.S.T. Institute believes that it can make a huge difference in student development. Every lesson plan is based on the objectives faced by professionals in this field daily.

HISTORY

The Florida Institute of Recording, Sound, and Technology, Inc. (F.I.R.S.T.) was established in 2004 in "The City Beautiful," Orlando, Florida. During this time, much thought and effort went into how F.I.R.S.T. Institute would teach and inspire students in the Digital Media field. In 2005, F.I.R.S.T. Institute launched its first program in Audio Engineering and Music Production. Due to the success of the first program, and the growing need for employment in the Digital Media field, the Film and Video Production program was launched soon after. F.I.R.S.T. has continued to grow and flourish into present day with cutting edge technology, accomplished faculty, and expansion of program offerings to include Graphic Design and Web Development and Digital Photography. Our growing departments are readier than ever to be a part of each student's educational adventure and help young Digital Media professionals enter the working realm to follow their dreams.



CAMPUS

Our 40,000 square foot campus consists of multiple production labs and studios, soundstages, and a print shop. Student amenities include a student lounge, bathrooms, a scenic outdoor courtyard and much more. Read on to see what our campus offers for each of our four programs.

RECORDING ARTS & SHOW PRODUCTION

Studio A

Studio A is centered around an analog console. The room is equipped with a Dante network, patch-bays, outboard gear, Logic Pro, Drum-A-Gog, and Pro Tools. Students can use this space to execute artist recording sessions and mixing projects.

Studio B

Studio B is an audio recording studio that features Avids Control 24 and surround sound. The room is equipped with a Foley Pit, and Pro Tools. Students can use this space to execute sound-to-picture projects.

Production Lab

One of our several audio production labs is equipped with Raven control surfaces. The Raven is a tactile touch surface that allows students to control Pro Tools, Logic Pro, Studio One by simply touching the screens surface. Students also gain access to industry standard plugins like those made by McDSP.





DIGITAL FILMMAKING & VIDEO PRODUCTION

The Film and Editing Suites

Our film and video editing suites feature Apple iMac workstations running professional software, including Adobe Creative Suite, Premiere, After Effects, Photoshop and Illustrator. Students in these labs focus on a wide range of digital content creation, including digital video production and editing, motion graphics and photo manipulation. Peripherals include professional video cameras for the capture, creation, and output of digital video imagery.

Students use these suites in the post production phase for projects such as commercials, testimonials, documentaries, music videos and short films.

The Control Room

The control room features a complete HD environment for F.I.R.S.T. students. This lab features Blackmagic cameras, a Blackmagic HD switcher, and Blackmagic HD decks. This control room allows students to learn television lighting and sound, teleprompter operation, jib control, and more.

The Soundstage

Our large soundstage is used for digital video production and is outfitted with a prop area and equipped with industry standard lighting and grip equipment. This room works with the Control Room and is used in conjunction to bring live content to life for student projects.

Digital Cameras

The cameras used for production in the sound stages and on location include Panasonic G85's, Sony PXW-X70 Professional XDCAM Compact Camcorders, Blackmagic Pocket Cinema Camera 4k's, and Blackmagic Ursa Mini Pro 4.6k G2's



GRAPHIC DESIGN & WEB DEVELOPMENT

Graphics Labs

Our graphics labs have an environment that is set-up to inspire creativity. Each graphics lab has been designed with industry-standard hardware and software for the production of graphics. In addition to this, the rooms have been designed to facilitate the coding, testing, and development of websites and applications.

Equipment

A variety of equipment is at the disposal of graphic design & web development students. They have access to a large format printer for high quality printing of student projects. There are photography light boxes situated in class and available for product photography. DSLR Canon cameras are available for sign out by students. Students can use Wacom tablets for the development of illustrative and design skills. Also, a green room is available for photoshoots and production.

Software

The labs have the latest version of the Adobe creative suite software including Photoshop for photo editing, manipulation, and animation, Adobe Illustrator for the creation of vector art and wireframes, Adobe InDesign for the composition and production of small to large digital and print publications, and Adobe After Effects for putting digital assets into action.





DIGITAL PHOTOGRAPHY

Our photography classroom is a space where students can learn about and practice the art of photography. The classroom is equipped with Apple Computers, cameras, lenses, and other equipment necessary for students to capture and edit their own photographs. The space is also set up with a place for students to view and critique their work, as well as a space for lectures and discussions on the technical and artistic aspects of photography. In the photography classroom, students have the opportunity to learn about composition, lighting, and other important elements of photography, as well as to develop their own creative vision and style.



PROGRAMS


F.I.R.S.T. INSTITUTE EXPLANATION OF A QUARTER CREDIT HOUR

F.I.R.S.T. institute lecture time is instructor led explanation, discussion, and relevant course topic activities.

*Laboratory time is also instructor led but with a strict emphasis in kinesthetic learning in either solitary or group projects relevant to the course attended. F.I.R.S.T. Institute defines a clock hour as 50 minutes of instructor led instruction with 10 minutes of break time. The table below has a breakdown of how F.I.R.S.T. Institute's clock hours are broken down into quarter credit hours for academic purposes (ACCET standards) and for financial aid (Title IV) purposes.

Academic Clock to Credit Hour Conversion	Clock Hour to Quarter Credit Hour Ratio	Title IV	Clock Hour to Quarter Credit Hour Ratio
Lecture	10:1	Lecture	20:1
Lab	20:1	Lab	20:1

Program	Clock Hours	Academic Quarter Credit Hours (AQC)	Title IV Quarter Credit Hours (T4C)
Recording Arts and Show Production	1014 (811 Lecture/203 Lab)	91.26 Credits	50.7 Credits
Recording Arts and Show Production - IDL	1014 (811 Lecture/203 Lab)	91.26 Credits	50.7 Credits
Digital Filmmaking and Video Production	1014 (811 Lecture/203 Lab)	91.26 Credits	50.7 Credits
Digital Filmmaking and Video Production - IDL	1014 (811 Lecture/203 Lab)	91.26 Credits	50.7 Credits
Graphic Design and Web Development	1014 (811 Lecture/203 Lab)	91.26 Credits	50.7 Credits
Graphic Design and Web Development - IDL	1014 (811 Lecture/203 Lab)	91.26 Credits	50.7 Credits
Digital Photography	1014 (811 Lecture/203 Lab)	91.26 Credits	50.7 Credits
Digital Photography - IDL	1014 (811 Lecture/203 Lab)	91.26 Credits	50.7 Credits



RECORDING ARTS & SHOW PRODUCTION - CAMPUS

Program Objective

The Recording Arts and Show Production program strives to successfully train students for entry-level employment in the audio engineering, music production, and show production industry.

Program Description

The Recording Arts and Show Production program is designed to teach students the fundamentals of recording arts and show production, including live sound reinforcement and audio visual production. Students will receive hands-on education using up-to-date technology for all types of audio production.

A wide spectrum of professional audio is covered throughout several courses covering areas in studio, location, installation, and live settings. In each course, students will develop their skills under the mentorship of industry professionals, preparing them for an entry-level position in the audio industry.

Students are graded and held accountable for each course they experience during their instruction at F.I.R.S.T Institute. Consistent drills, labs, tests, and quizzes keep students engaged in the information presented by the instructors. F.I.R.S.T Institute's main objective is simple: to provide the highest quality education and inspire students to be successful in the career field of professional audio.

Prerequisite: Basic Mac and Internet competencies. High School level English or higher.

Delivery Methodology: Campus = 100% Campus

Average Class Size: 16 Students

Upon successful completion of the program, graduates obtain a Diploma.

Thirty-Nine (39) Weeks - 1014 Clock Hours / 91.26 Academic Quarter Credit Hours

811 Hours / 81.11 Academic Quarter Credit Hours - Instruction

203 / 10.15 Academic Quarter Credit Hours – Lab

RECORDING ARTS & SHOW PRODUCTION - CAMPUS PROGRAM COURSES

RASP 101 - Digital Audio Fundamentals

Digital Audio Workstations, also known as DAWs, are an integral part of the modern audio industry. DAWs are used in all aspects of the audio industry, from the recording studio to live show production. In this course, students will be introduced to DAWs and will learn about the many exciting possibilities the audio industry has to offer.

Learning the basics of computer technology is the foundation for classes enrolled in the program. Students will also learn the principles of sound and the history of recorded sound. From there, students will move into one of the primary tools of the audio industry, the DAW. During their introductory course, students will focus on learning the industry standard workstation: Avid's Pro Tools.

Through multiple hands-on exercises and detailed instruction, students will develop an understanding of digital audio editing, effects processing, mixing, audio production, sound design, and critical listening skills. With the application of creative projects, classes will learn about elastic audio, time compression, and expansion techniques utilizing Pro Tools software. Students will then further their knowledge by aligning audio loops and voice overs to create jingle productions. In addition, students will get the opportunity to work on a sound design clip using audio and MIDI, creating a unique sound design project for their demo reel which can be used in their professional portfolio.

RASP 101 – Digital Audio Fundamentals

- MacOS & File Management Project
- Pro Tools Editing Project
- Pro Tools Mixing Project
- Radio Spot Production Project
- Sound Design Project

RASP 102 - Music Theory

Music producers must possess a strong understanding of music theory and artist interaction. In this course, students will be introduced to music production and the basics of music theory. Many music producers use MIDI to create and modify their productions. Students will learn about MIDI production first inside the music production software Logic Pro, but also see how to use those aspects within Pro Tools as well.

Once students gain a solid understanding of MIDI, they will quickly move into music theory where they will learn about scales, key signatures, and structure, as well as voice leading, aural skills, compositional skills, and notation. Through various hands-on exercises, projects, and detailed instruction, students develop a good understanding of the use of MIDI in Pro Tools and its endless creative possibilities.

During the course projects, students expand on their knowledge exploring sound design, scoring, remixing, and sampling techniques. By the end of this course, students will have a firm understanding of music theory and music production in both Logic Pro and Pro Tools.

RASP 102 – Music Theory

- MIDI Project
- Music Theory Project
- Remixing Project

RASP 103 - Recording Arts 101

Working in the recording studio is an incredibly fun and creative environment for audio engineers and music producers. Having a good understanding of all technical equipment in the recording studio is essential for any audio engineer. In this course, students will be introduced to industry-standard equipment and techniques

including analog consoles, patch-bays, signal flow, outboard processors, and audio recording.

This course is centered around students working together as a team. During this course, students will work on several signal flow projects where they will learn the techniques used for installing and connecting studio equipment. Students will also learn about industry-standard microphones and the fundamental microphone techniques used for recording vocals and various musical instruments.

Students will work together as a team to produce and record an original song, podcast, radio spot, and a songwriting project. By the end of this course, students will have a firm understanding of finding clients, the recording process, studio etiquette, signal flow, teamwork, and registering their productions with performing rights organizations.

RASP 103 – Recording Arts 101

- Jingle Production Project
- Podcast Production Project
- Recording Session Project
- Studio Design Project

RASP 104 - Recording Arts 201

This course utilizes all of the knowledge of signal flow, microphone techniques, patching, studio etiquette, and communication learned from the previous course for practical application. Students will assemble a class production where they work together to produce a song from scratch. They will build teamwork skills as they collaborate from writing the music and lyrics to recording live instruments and vocals.

Following this project, the students will work with musical artists and bands to record and produce songs for a solo artist and full band. Working together, students will scout artists and bands to recruit and schedule the musicians for multiple recording sessions. This course ends with various professional development projects to provide students with a vast knowledge of freelancing and operating a business in the recording industry.

RASP 104 – Recording Arts 201

- Class Production Project
- Solo Artist Recording Project
- Artist Development Project
- Professional Development Project

RASP 105 - Music Mixing and Mastering

Audio engineers must have a solid comprehension of music production and the technical equipment used during the mixing process. Mix engineers require good communication skills and an understanding of the terminology used in the recording studio. In this course, students will be introduced to techniques for mixing various genres of music.

Students will dive into more advanced editing techniques, vocal tuning, sample replacement, as well as critical listening skills and mix analysis. During these mixing projects, students will align drums, add samples, tune vocals, and learn industry-standard editing shortcuts that will improve their workflow.

During the course projects, students will learn about mixing music for specific genres and will develop their ears through various critical listening exercises. Once students have completed these mixing projects, they will learn the process of mastering.

The course concludes with students producing an audio demo reel. Students will master their demo reel project in the DAW, Studio One, as well as learn the techniques of restoring poor quality audio. Students will

also master all projects that were produced in the previous courses which will then be sequenced on their demo reel. By the end of this course, students will have gained a strong understanding of advanced editing and mixing techniques, as well as audio mastering and restoration.

RASP 105 – Music Mixing and Mastering

- Class Production Mix Project
- Solo Artist Recording Mix Project
- Artist Development Mix Project
- Audio Mastering Project
- Audio Restoration Project
- Performing Rights Organization Project
- Demo Reel Project

RASP 106 - Location Sound

Location sound and field recording is an exciting industry for students to learn and experience. In this course, students will be introduced to location sound and the techniques used for capturing high quality audio on set. During the course, students will learn about set etiquette, synchronization, microphone techniques, field recording and camera framing.

Once students have a good understanding of the techniques used to record high quality audio on set, they will learn interviewing techniques and how to scout a location for a shoot. Students will capture high quality audio using boom microphones, as well as learn lavalier and plant microphone techniques. Students will then transfer the audio recorded on set, and using the editing techniques learned in previous courses, clean the audio and sync to camera. By the end of this course, students will have a very good understanding about working on set for TV and film, as well as capturing audio using field recording techniques.

RASP 106 – Location Sound

- Field Recording Project
- Interviewing Project

RASP 107 - Sound for Visual Media

Sound for Visual Media teaches students the techniques of adding sound for visual media. In this course, students will be introduced to the exciting and creative audio post industry. During the course, students will learn about the creative process of sound design and Foley. Students will also learn how to operate an industry-standard control surface, record dialogue (ADR), create sound effects and compose a score, as well as stereo, surround sound and Atmos mixing.

During each class, a specific audio post-production technique is learned and then applied to the students' class project, which is posting audio to a scene from a film, video game or television spot. By the end of the course, students will have scored, recorded dialogue, Foley, sound effects and re-recorded two post projects.

RASP 107 – Sound for Visual Media

- Voice Over Project
- Soundscape Project
- Short Post Project
- Audio Post Project

RASP 108 - Show Production

Live sound is one of the largest and most exciting aspects of the entertainment industry. There are many more career opportunities in live sound and touring than in any other area of the audio industry. It is essential for any audio professional to understand the principles of live sound.

This course prepares our students for this career path. Classes will learn the theories and practices used in sound reinforcement, theater, and touring applications. Learning how sound systems work and are setup, along with live sound console operation, are the introductory topics in this course. As the course progresses, classes set up sound systems, use stage-plots, create artist monitor mixes, and make front of house mixes for a live audience.

Throughout the course, students will learn the invaluable skills of system setup and installation, troubleshooting, safety, maintenance, streaming, and playback systems.

RASP 108 – Show Production

- (2) Full Production Tech Rehearsal Project
- (2) Live Event Project
- Cable Termination Project



DIGITAL FILMMAKING & VIDEO PRODUCTION - CAMPUS

Program Objective

The Digital Filmmaking and Video Production program strives to successfully train students for entry-level employment in the film, video, and broadcast industry.

Program Description

The Digital Filmmaking and Video Production program is designed to teach students all aspects short film and video, production, and broadcast. From basic classes all the way through advanced, students will receive hands-on education using up-to-date technology found in the field and used by professionals worldwide for any type of production.

We cover every stage of production in blocks where students progress through more advanced projects and processes. In each course, students will be given projects to develop their skills as they would apply them in the real world.

F.I.R.S.T. Institute students are graded and held accountable for each course they encounter. Consistent exercises and quizzes keep students active and interested in the information given by the instructor.

F.I.R.S.T. Institute's main objective for the program is simple: to provide students a superior education through exposure to the elements that drive their passion and equipping them with the necessary skills and knowledge to thrive in the Digital Filmmaking and Video Production industry.

Prerequisite: Basic Mac and Internet competencies. High School level English or higher.

Delivery Methodology: Campus = 100% Campus

Average Class Size: 16 Students

Upon successful completion of the program, graduates obtain a Diploma.

Thirty-Nine (39) Weeks - 1014 Clock Hours / 91.26 Academic Quarter Credit Hours

811 Hours / 81.11 Academic Quarter Credit Hours - Instruction

203 / 10.15 Academic Quarter Credit Hours – Lab

DIGITAL FILMMAKING & VIDEO PRODUCTION - CAMPUS PROGRAM COURSES

DFVP 101 - Storytelling and Video Technology

Students will learn that no matter what role a person plays in the development of a short film or video production, every crew member is responsible for enhancing the script using specific storytelling techniques that manipulate an audience's mood and understanding of the conceptual world of film and video.

By focusing on the art and science of visual storytelling, and using specific examples from movies past and present, classes will uncover a multitude of techniques that can be applied to any cinematic or video project in each aspect of the entertainment business. Students will also discover the various jobs and requirements in the digital cinema industry, learn to write scripts using standard Hollywood guidelines.

Students will become familiar with the technical aspects of digital video production including common jargon used by professional technicians and the different lighting concepts that are applied to distinct film styles. In addition, they will learn fundamental camera techniques including building camera rigs, lens selection, and proper camera maintenance.

HD and UHD camera systems including 2K and 4K cameras are exposed in classes including their specific workflows and considerations for future editing.

DFVP 101 – Storytelling and Video Technology

- Camera Framing
- Exposure Triangle
- Lighting
- Movement
- Narrative Structure

DFVP 102 - Digital Editing and Visual Effects

Students will cover the fundamental techniques and concepts of digital video, editing principles, and visual storytelling. The concept of visual storytelling will be explored and analyzed within various media projects to demonstrate the importance of constructing a fully developed idea using moving images. The course will instruct the process of video editing through the development of several media projects and footage assets.

There is an emphasis on footage sequencing with story continuity, media management, narration, and industry terminology. More time will also be dedicated to the importance of sound in the post environment and its subtlety in keeping the viewer grounded to the images onscreen. Classes will explore simple animation techniques including the basics of motion graphic design. Learning to animate, alter, and composite media using various tools including the use of optional plug-ins, is paramount in the process and workflow for every motion graphic professional.

DFVP 102 – Digital Editing and Visual Effects

- Editing Techniques
- Visual Storytelling
- Visual Effects

DFVP 103 - Commercial Production

In Commercial Production, students will break from the conventions of traditional modes of visual storytelling to explore short-form and digital-media creation methods. The primary focus will be on social media and marketing.

As post-production unfolds, students will begin editing the projects that were shot during this course. They will utilize the post-production concepts that they have learned to date such as scene transitions, time and space perception, tempo, sound effects, and editing with music and mood changes to enhance their final projects.

DFVP 103 – Commercial Production

- Product Commercial Project
- Narrative Commercial Project
- Social Media Project

DFVP 104 - Music Video Production

In Music Video Production, students will develop and produce an advanced project with a focus on the music video. A music video project will help students understand the principles of shooting uncontrolled action and how to work with real clients.

At this level, classes also have a working knowledge of advanced editing techniques including editing on the beat, color correction, sound effects and applying musical compositions.

DFVP 104 – Music Video Production

- Music Video Project 1
- Music Video Project 2

DFVP 105 - Short Film Production

In this course, students will develop and produce an additional advanced project with an emphasis on the short film. During the short film, students will apply their knowledge of preproduction by breaking down a script, creating a budget, developing a schedule, casting talent, scouting locations, and much more. Students will also apply advanced production techniques of camera and lighting. At this level, classes also have first-hand knowledge of advanced editing techniques including but not limited to enhanced color correction, dialogue editing, storytelling techniques and sound effects.

DFVP 105 – Short Film Production

- Boring Room Challenge Project
- Short Film 1 Project
- Final Short Film Project

DFVP 106 - Episodic Production

In this course students will explore the history of episodic production. This course will focus on the various writing for television and streaming. Students will learn the principles of episodic script writing, story guide

creation, and character development.

DFVP 106 – Episodic

- Story Guide Project
- Television Script

DFVP 107 - Live Video Production

Students will learn the fundamentals of live video production and streaming by using up-to-date technology for all show needs. Students will be prepared to function independently or as part of a production team in the preparation and production of live shows for both traditional and live streaming, as well as corporate presentations.

In this course, students will learn the technical aspects of streaming software, as well as studio equipment and continue learning proper signal flow for use in studio, stage, and remote-control rooms. They will learn specific camera, lighting, and production techniques unique to each of these live show realms, as well as the many different career paths within these industries.

DFVP 107 - Live Video Production

- Live Stream Project
- Live Music Performance Project

DFVP 108 - Color Grading

Students will learn the essentials of color theory and apply these concepts in professional colorist program DaVinci Resolve. Practical filmmaking techniques like color balancing, correction, grading, and continuity will all be learned through hands-on work in the program's node-based editing system.

Students will also use Davinci Resolve to learn enhanced aspects of audio post-production, diving into the concepts of voiceover, sound effects, and sound design. Each of these concepts in color correction and audio post-production will then be applied to further enhance the student's portfolio projects.

DFVP 108 – Color Grading

- Color Balance Project
- Color Grading Project
- Professional Development



GRAPHIC DESIGN & WEB DEVELOPMENT - CAMPUS

Program Objective

The Graphic Design and Web Development Program strives to successfully train students for entry-level employment in the web and graphic design industry.

Program Description

The Graphic Design & Web Development program is designed to prepare students for the real world of digital-based graphic design and web development. The web changes rapidly and we strive to keep our curriculum updated to reflect actual trends in an ever-growing and fast paced industry. We take advantage of the vast amount of open-source frameworks, tools, and software available for the web based content creation.

Our program explores multiple areas of design and development, focusing on core areas that are practical for the modern designer. This program begins with the establishment of basic computer skills, digital media design fundamentals, illustration, and basic photography. Students will then progress into advanced concepts of front end web programming. Having a broad scope of knowledge makes for a more competent and skilled professional, opening up greater opportunities for our graduates.

Every course will assess students on weekly objectives with regular exercises and projects. The end result of program completion is a well-rounded graduate with the diverse skill-set necessary to get an entry-level career in the field of graphic design and web development.

Prerequisite: Basic Mac and Internet competencies. High School level English or higher.

Delivery Methodology: Campus = 100% Campus

Average Class Size: 16 Students

Upon successful completion of the program, graduates obtain a Diploma.

Thirty-Nine (39) Weeks - 1014 Clock Hours / 91.26 Academic Quarter Credit Hours

811 Hours / 81.11 Academic Quarter Credit Hours - Instruction

203 / 10.15 Academic Quarter Credit Hours – Lab

GRAPHIC DESIGN & WEB DEVELOPMENT - CAMPUS PROGRAM COURSES

GDWD 101 - Graphic Design Principles

Students learn a basic level understanding of computers, their parts, and terminology for the first week of Graphic Design Principles. After learning the fundamentals of computing and developing a good understanding of the diverse types of digital media formats, students get a sneak peek at the Adobe Creative Suite of Products, a set of tools that are widely used in the Graphics and Digital Design industry. F.I.R.S.T. then introduces them to art history and the evolution of visual arts, in relation to the development of modern design principles and standards as a foundation to contemporary visual design and color theory.

Classes will then be introduced to Typography and Design Processes. Important skill sets are then developed through studies on Creative Thinking, Research and Concept Development, Business Communications, Client Briefing and Analysis, Digital Printing, and the importance of the print production processes. Students learn Branding fundamentals and then examine marketing in relation to corporate and personal branding and social media.

GDWD 101 – Graphic Design Principles

- Value & Shape Project
- Calligraphic Font Creation Project
- Custom Logo Project
- Style Guide Project

GDWD 102 - Digital Illustration

Students first learn about the concept of illustration through the study of simple, sequential, editorial, and marketing illustration. Classes then introduce Adobe Illustrator, an industry standard used primarily in the creation of vector graphics and line art.

The Adobe Illustrator user interface, workspace, and tools, are learned through demonstration and exercise. As skills are gained, students go from creating simple vector shapes to more advanced vector illustrations and graphics, including the use of typography. Students will take the skills learned in Illustrator to complete several projects that include logo design and other creative illustrations.

GDWD 102 – Digital Illustration

- Creative Portrait Project
- Character Design Project
- Styled Architectural Illustration Project

GDWD 103 - Photoshop & Digital Photography

In this course of study, students are introduced to digital photography and camera basics. They will learn how to set up cameras with lighting considerations and use them in real photo shoots. Photographs from Digital Photography are some of the images used to learn key skills in photo selections and editing.

Adobe Photoshop is an industry standard for creation, editing, and photo manipulation. From the technical processing of multiple images to the making of unique artwork and digital paintings, Photoshop is used by animators, graphic designers, web designers, photographers, architects, and more. Throughout this course, students are introduced to the many tools and features of this powerful raster graphic editing software. Building on the skills learned, more advanced features, effects and techniques are taught using demonstration and hands-on exercises. Students will then utilize their new knowledge of the tools combined with personal artistry to create several portfolio-worthy graphics projects.

GDWD 103 – Photoshop and Digital Photography

- Product Photography Project
- Headshot Project
- Photo Collage Project
- Digital Ad / Web Banner Project

GDWD 104 - UI/UX Design

Students are introduced to a brief history of UI/UX, including the language and vocabulary associated with it. Professional concepts in User Experience and User Interface Design, such as wire framing and prototyping, are learned during this course. Students gain knowledge of important design considerations for websites and applications to make them practical for all users.

Students gain an understanding in how to facilitate an easy end user experience through meaningful and purposeful interface design. Skills are gained through practical exercise in the layout and positioning of web application content and elements. This is done through design research, wireframes, mock-ups, and prototyping. Several projects are completed that apply the UI/UX app design skills learned.

GDWD 104 – UI/UX Design

- Web Style Guide Project
- GUI (Graphical User Interface) Project
- Agile Design Project

GDWD 105 - Web Design and Development

Daily internet interaction is an integrated way of life for both individuals and businesses. Students are introduced to HTML as a markup language, the foundation for building structure on websites. Just as language is often broken down to basic words or elements, so too are coding-related languages. Students will learn about HTML elements as the fundamentals of the language and the dynamic results that are produced through its use.

The course will then take a look at the importance and necessity of inclusion for all to have equal participation in the use of the web through accessibility. Students will also be introduced to CSS, the language that transforms the basic structure of HTML and applies the visual display and presentation of web pages through responsive design.

After practice in how to develop a website from scratch, students are introduced to some basic Frameworks & Grid-based layouts through templates. At this point, students are learning introductory concepts in how webpages are made to be interactive and engaging to the end user. Content Management Systems such as WordPress are integral to a significant percentage of existing sites on the web.

These systems make the creation and management of digital content easier for both consumers and designers alike. Time in WordPress is spent on how to modify existing templates and using the advanced features included in them.

GDWD 105 – Web Design and Development

- Wiki Project
- Lightbox Gallery Project
- Bootstrap Scalability Project
- Custom Portfolio Template Project

GDWD 106 - Motion Graphics

After developing strong skills in Layout and Design, Typography, Illustration, and Photo Editing, along with an understanding of the web, students are now taught the techniques needed for putting design assets and

graphics into motion.

Motion theory is introduced at the beginning of the course to give students a sound foundation in the concepts needed to successfully execute projects. Students will learn technical skills that follow the principles of animation through key-framing, image positioning, masking, and other visual effects.

Projects are developed with the goal of helping students grow in their creative problem-solving skills, which will then be utilized in the execution of various motion graphics principles.

GDWD 106 – Motion Graphics

- Animated Logo Project
- 3D Scene Project
- Lower Thirds Project

GDWD 107 - Layout Design

Understanding how various design elements are combined in the creation of successful visual communication is the basis of this course. Students begin with an introduction to the art of digital layout using the elements and principles of design.

Exercises in how to create good compositions are done through design challenges. Next, students take some time to apply and further grow their layout and design techniques while learning Adobe InDesign, an industry standard. Using InDesign, students will create several projects such as catalogs and brochures and then go on to develop a print campaign for their course project.

GDWD 107 – Layout Design

- Editorial Magazine Layout Project
- Banner Project
- Xbox Controller Wrap

GDWD 108 - Web and Graphics Portfolio

In the Web and Graphics Portfolio course, students cumulatively refine and perfect all of their previous projects to a finished and finalized form. This is accomplished in part through professional review and critique. The body of work from earlier courses GDWD 101 through GDWD 107 is what is included during this last stage of the course.

Students leave the program with a diverse, strong, and most importantly, professional-level portfolio that showcases their abilities in graphic design, motion, and front-end web design & development.

GDWD 108 – Graphics and Web Portfolio

- Illustration Portfolio Review Project
- Photo Layout Portfolio Review Project
- Motion Graphics Portfolio Review Project
- Final Custom WordPress Portfolio Project



DIGITAL PHOTOGRAPHY - CAMPUS

Program Objective

The Digital Photography Program strives to successfully train students for entry-level employment in the digital photography industry.

Program Description

Digital Photography is a program designed to teach students all aspects of digital photography including lighting, picture staging and capture, editing, and the business of photography. From basic introductory to more advanced classes, students will receive hands-on education using up-to-date technology found in the field and used by professionals for any type of production.

Each stage of production is covered in blocks where students progress through more advanced projects and processes in each. Students will develop their skills while completing grounded real word projects mirroring the same application they will use in eventual employment.

F.I.R.S.T. Institute students are graded and held accountable for each and every course they encounter. Consistent exercises and quizzes keep students active and interested in the information provided by the instructor.

Prerequisite: Basic Mac and Internet competencies. High School level English or higher.

Delivery Methodology: Campus = 100% Campus

Average Class Size: 16 Students

Upon successful completion of the program, graduates obtain a Diploma.

Thirty-Nine (39) Weeks - 1014 Clock Hours / 91.26 Academic Quarter Credit Hours

811 Hours / 81.11 Academic Quarter Credit Hours - Instruction

203 / 10.15 Academic Quarter Credit Hours – Lab

DIGITAL PHOTOGRAPHY - CAMPUS PROGRAM COURSES

DP 101 - Intro to the Camera and Lightroom

For the first week of Intro to the Camera and Lightroom, students will be taught a basic level understanding of computers, their parts, and terminology.

After students have learned the fundamentals of computing and have a good understanding of the different types of digital media formats, students get a sneak peek at the Adobe Creative Suite of Products, which are widely used in the photography industry. F.I.R.S.T. then introduces them to the history of the camera and the photographic process, and its relation to the development of the modern digital process. Students will be taught how cameras have been built over time.

Classes get introduced to the exposure triangle, which introduces many mechanical and electronic functions of the camera. Students will learn about lenses, first in terms of angle of view, followed by the specialty functions of different lens types. The students will also learn the basics of lighting and composition. Once the students have taken photos, they are taught to use Adobe Lightroom and to see how it has replaced traditional film development processes in the digital space.

DP 101 – Intro to the Camera and Lightroom

- Build your own Camera Project
- Exposure Triangle Project

DP 102 - Composition and Aesthetics

In Composition and Aesthetics, students will dive deep into the visual language of photography. They will start by learning common principles of design such as balance, rhythm and repetition, emphasis, proportion, and scale, as well as harmony and contrast.

They will use these principles to study the philosophy of aesthetics and identify common patterns that humans find pleasing to the eye. They will analyze some of these common patterns such as Phi and how it is applied to photography using the Fibonacci Spiral, and the Rule of Thirds.

Students will learn other common compositional techniques as well, such as using leading lines to guide the eye, creating frames within the frame and using contrast to direct attention. Finally, students will explore color theory as it relates to human psychology as well as the physics of light.

DP 102 – Composition and Aesthetics

- Frame up Project
- Leading Lines Project

DP 103 - Studio Photography

Studio Photography focuses on the principles of lighting through studio portraiture and product photography. Students begin by learning basic 3-point lighting techniques. They will then study other lighting styles by looking at both modern photo portraiture as well as classical art examples.

Students will learn to use studio strobes and light modifiers. Students will replicate some of these lighting techniques, such as Loop, Butterfly, Rembrandt, and Chiaroscuro, on their models. Emphasis will be placed on the creative and commercial aspects of studio portrait photography.

Students will study the works of some of the great portrait photographers such as George Hurrell, Annie Leibovitz, Diane Arbus, and Richard Avedon. Students will also spend time on product photography exploring

creative ways to market a product. They will explore both minimalist product photography to isolate their subject as well as active product photography showing the subject in use. Students will become familiar with common product photography tools such as tripods, cyc walls and macro lenses.

DP 103 – Photoshop for Digital Editing and Experimental Photography

- Painting with Light Project
- Identity Prop Portrait
- Product Drop Project

DP 104 - Spatial Photography (Landscape, Street, and Architecture)

In Spatial Photography, students will learn to illustrate the essence of a scene. During their exploration of landscape photography, students will document the beauty of the natural world. They will be taught to emphasize depth in an environment through lens choice, depth of field, and use of foreground elements.

Students will learn to use filters, long exposure, weather, and time of day to evoke their impression of the natural spaces around them.

Students will then move into urban environments where they will use the same techniques to document human-made interventions, structures, and environments. They will be taught to find interesting unexplored perspectives, and isolate small details. As street photographers, they will learn to isolate movement within these spaces to document incidental moments of life.

Throughout this course students will also survey a history of photographers whose work focuses on the spaces in our lives, from Ansel Adams to Henri Carter-Bresson to Vivian Maier to Jason Lee and more.

DP 104 – Spatial Photography (Landscape, Street, and Architecture)

- A Day in the Park Project
- Urban Reflections Project
- Gallery Project

DP 105 - Photoshop for Digital Editing and Experimental Photography

Photoshop is capable of digitally replicating the darkroom and montage techniques that experimental artists such as Man Ray, Harry Callahan, Hannah Höch, and Antonio Mora use. Photoshop for Digital Editing and Experimental Photography is an extensive survey of Photoshop's many tools through the lens of experimental photography.

Students will learn non-destructive Photoshop processes and tools including blend modes, adjustment layers, color channels, and effects and filters. Using these tools students will learn to composite, retouch photos, create multiple exposures, and digitally replicate the effects of specialty optical equipment.

Finally, they will be exposed to the many new features that use neural networks and artificial intelligence to better solve for complex photo manipulation and even create images from scratch.

DP 105 – Photoshop for Digital Editing and Experimental Photography

- Product Retouching Project
- Portrait Retouching Project
- Matte Painting Composite Project

DP 106 - Event Photography (Social, Stage, and Sports)

Students will focus on three practical projects in Event Photography. First, they will document a social event. Students will create a shooting strategy for the event and create a list of key images that they must photograph. At the event they will shoot a mix of posed, candid, and environmental photos. This will teach them the skills they need to pursue commercial enterprises in wedding and party photography.

Next, students will document a staged event. Here they must learn to work in unusual lighting situations which will put their camera skills to the test. They must also learn to collaborate with the production team to complete their work unnoticed and allow performances to continue unimpeded. Finally, students will photograph a sporting event where they will need to focus on lensing and shutter speed to get action photos in a fast-paced and dynamic environment.

DP 106 – Event Photography (Social, Stage, and Sports)

- Shooting for Social Events Project
- Shooting for Staged Events Project
- Shooting for Sports Project

DP 107 - Narrative in Editorial Photography

Narrative in Editorial Photography is all about story. Students will look to the work of previous photographers such as Dorothea Lange, Gordon Parks, Robert Frank, and Gregory Crewdson who have made narrative a key ingredient of their work.

Story will be analyzed and broken down into key components to illustrate the intersection of character and plot. They will analyze how a single moment caught in a photo can imply both previous and subsequent moments of cause and effect. Students will create work to compliment articles as well as short series that stand alone as narrative experiences.

DP 107 – Narrative in Editorial Photography

- Sequential Storytelling Project
- Creating Character Project

DP 108 - Business of Photography

In Business of Photography, important skill sets are developed through studies on creative thinking, research and concept development, business communications, client briefing and analysis, digital printing, and the importance of print production processes.

Students learn branding fundamentals and then examine marketing in relation to corporate and personal branding as well as social media. Students will finish the program by completing a comprehensive portfolio, participating in critique sessions, and finalizing the portfolio on their own website.

DP 108 – Business of Photography

- Portfolio Website Project
- Printed Portfolio Project



RECORDING ARTS & SHOW PRODUCTION - IDL

Program Objective

The Recording Arts and Show Production program strives to successfully train students for entry level employment in the audio engineering, music production, and show production industry.

Program Description

The Recording Arts and Show Production IDL program is designed to teach students the fundamentals of recording arts and show production, including live sound reinforcement and audio visual production. Students will receive remote education using up-to-date technology for all types of audio production.

A wide spectrum of professional audio is covered throughout several courses covering areas in both studio, location, installation, and live settings. In each course, students will develop their skills under the mentorship of industry professionals, preparing them for an entry-level position in the audio industry.

Students are graded and held accountable for each course they experience during their instruction at F.I.R.S.T Institute. Consistent exercises, labs, tests, and quizzes keep students engaged in the information presented by the instructors.

Prerequisite: Basic Mac and Internet competencies. High School level English or higher.

Delivery Methodology: IDL = 100% Interactive Distance Learning

Average Class Size: 15-20 Students

Upon successful completion of the program, graduates obtain a Diploma.

Thirty-Nine (39) Weeks - 1014 Clock Hours / 91.26 Academic Quarter Credit Hours

811 Hours / 81.11 Academic Quarter Credit Hours - Instruction

203 / 10.15 Academic Quarter Credit Hours – Lab

RECORDING ARTS & SHOW PRODUCTION - IDL PROGRAM COURSES

RASP 101IDL - Digital Audio Fundamentals

Digital Audio Workstations, also known as DAWs, are an integral part of the modern audio industry. DAWs are used in all aspects of the audio industry, from the recording studio to live show production. In this course, students will be introduced to DAWs and will learn about the many exciting possibilities the audio industry has to offer.

Learning the basics of computer technology is the foundation for classes enrolled in the program. Students will also learn the principles of sound and the history of recorded sound. From there, students will move into one of the primary tools of the audio industry, the DAW. During their introductory course, students will focus on learning the industry standard workstation: Avid's Pro Tools.

Through multiple hands-on exercises and detailed instruction, students will develop an understanding of digital audio editing, effects processing, mixing, audio production, sound design, and critical listening skills. With the application of creative projects, classes will learn about elastic audio, time compression, and expansion techniques utilizing Pro Tools software. Students will then further their knowledge by aligning audio loops and voice overs to create jingle productions. In addition, students will get the opportunity to work on a sound design clip using audio and MIDI, creating a unique sound design project for their demo reel which can be used in their professional portfolio.

RASP 101IDL – Digital Audio Fundamentals

- MacOS & File Management Project
- Pro Tools Editing Project
- Pro Tools Mixing Project
- Radio Spot Production Project
- Sound Design Project

RASP 102IDL - Music Theory

Music producers must possess a strong understanding of music theory and artist interaction. In this course, students will be introduced to music production and the basics of music theory. Many music producers use MIDI to create and modify their productions. Students will learn about MIDI and the various instruments in Pro Tools.

Once students gain a solid understanding of MIDI, they will quickly move into music theory where they will learn about scales, key signatures, and structure, as well as voice leading, aural skills, compositional skills, and notation. Through various hands-on exercises, projects, and detailed instruction, students develop a good understanding of the use of MIDI in Pro Tools and its endless creative possibilities.

During the course projects, students expand on their knowledge exploring sound design, scoring, remixing, and sampling techniques. By the end of this course, students will have a firm understanding of music theory and music production in Pro Tools.

RASP 102IDL – Music Theory

- MIDI Project
- Music Theory Project
- Remixing Project

RASP 103IDL - Recording Arts 101

Working in the recording studio is an incredibly fun and creative environment for audio engineers and music producers. Having a good understanding of all technical equipment in the recording studio is essential for any audio engineer. In this course, students will be introduced to industry-standard equipment and techniques

including analog consoles, patch-bays, signal flow, outboard processors, and audio recording.

This course is centered around students working together as a team. During this course, students will work on several signal flow projects where they will learn the techniques used for installing and connecting studio equipment. Students will also learn about industry-standard microphones and the fundamental microphone techniques used for recording vocals and various musical instruments.

Students will work together as a team to produce and record an original song, podcast, radio spot, and a songwriting project. By the end of this course, students will have a firm understanding of finding clients, the recording process, studio etiquette, signal flow, teamwork, and registering their productions with performing rights organizations.

RASP 103IDL – Recording Arts 101

- Jingle Production Project
- Podcast Production Project
- Recording Session Project
- Studio Design Project

RASP 104IDL - Recording Arts 201

This course utilizes all of the knowledge of signal flow, microphone techniques, patching, studio etiquette, and communication learned from the previous course for practical application. Students will assemble a class production where they work together to produce a song from scratch. They will build teamwork skills as they collaborate from writing the music and lyrics to recording live instruments and vocals.

Following this project, the students will work with musical artists and bands to record and produce songs for a solo artist and full band. Working together, students will scout artists and bands to recruit and schedule the musicians for multiple recording sessions. This course ends with various professional development projects to provide students with a vast knowledge of freelancing and operating a business in the recording industry.

RASP 104IDL – Recording Arts 201

- Class EP Production Project

RASP 105IDL - Music Mixing and Mastering

Audio engineers must have a solid comprehension of music production and the technical equipment used during the mixing process. Mix engineers require good communication skills and an understanding of the terminology used in the recording studio. In this course, students will be introduced to techniques for mixing various genres of music.

Students will dive into more advanced editing techniques, vocal tuning, sample replacement, as well as critical listening skills and mix analysis. During these mixing projects, students will align drums, add samples, tune vocals, and learn industry-standard editing shortcuts that will improve their workflow.

During the course projects, students will learn about mixing music for specific genres and will develop their ears through various critical listening exercises. Once students have completed these mixing projects, they will learn the process of mastering.

The course concludes with students producing an audio demo reel. Students will master their demo reel project in the DAW, Studio One, as well as learn the techniques of restoring poor quality audio. Students will also master all projects that were produced in the previous courses which will then be sequenced on their demo reel. By the end of this course, students will have gained a strong understanding of advanced editing and mixing techniques, as well as audio mastering and restoration.

RASP 105IDL – Music Mixing and Mastering

- Drum Editing & Sample Replacement Project
- DAW Mix Project
- Songwriting Project Mix
- Class Production Project Mix
- EP Project Mix
- Demo Reel Project
- Portfolio Mastering
- Audio Restoration Project

RASP 106IDL - Location Sound

Location sound and field recording is an exciting industry for students to learn and experience. In this course, students will be introduced to location sound and the techniques used for capturing high quality audio on set. During the course, students will learn about set etiquette, synchronization, microphone techniques, field recording and camera framing.

Once students have a good understanding of the techniques used to record high quality audio on set, they will learn interviewing techniques and how to scout a location for a shoot. Students will capture high quality audio using boom microphones, as well as learn lavalier and plant microphone techniques. Students will then transfer the audio recorded on set, and using the editing techniques learned in previous courses, clean the audio and sync to camera. By the end of this course, students will have a very good understanding about working on set for TV and film, as well as capturing audio using field recording techniques.

RASP 106IDL – Location Sound

- Field Recording Project
- Interviewing Project

RASP 107IDL - Sound for Visual Media

Sound for Visual Media teaches students the techniques of adding sound for visual media. In this course, students will be introduced to the exciting and creative audio post industry. During the course, students will learn about the creative process of sound design and Foley. Students will also learn how to operate an industry-standard control surface, record dialogue (ADR), create sound effects and compose a score, as well as stereo, surround sound and Atmos mixing.

During each class, a specific audio post-production technique is learned and then applied to the students' class project, which is posting audio to a scene from a film, video game or television spot. By the end of the course, students will have scored, recorded dialogue, Foley, sound effects and re-recorded two post projects.

RASP 107IDL – Sound for Visual Media

- Voice Over Project
- Soundscape Project
- Short Post Project
- Audio Post Project
- Group Post Project
- Sound Design and Scoring Project

RASP 108IDL - Show Production

Live sound is one of the largest and most exciting aspects of the entertainment industry. There are many more career opportunities in live sound and touring than in any other area of the audio industry. It is essential for any audio professional to understand the principles of live sound.

This course prepares our students for this career path. Classes will learn the theories and practices used in sound reinforcement, theater, and touring applications. Learning how sound systems work and are setup, along with live sound console operation, are the introductory topics in this course. As the course progresses, classes set up sound systems, use stage-plots, create artist monitor mixes, and make front of house mixes for a live audience.

Throughout the course, students will learn the invaluable skills of system setup and installation, troubleshooting, safety, maintenance, streaming, and playback systems.

RASP 108IDL – Show Production

- Live Event Project
- Stage Plot & Input List Project
- Feedback Project
- Dante Certification



DIGITAL FILMMAKING & VIDEO PRODUCTION - IDL

Program Objective

The Digital Filmmaking and Video Production program strives to successfully train students for entry-level employment in the film, video, and broadcast industry.

Program Description

Digital Filmmaking and Video Production is a program designed to teach students all aspects of short film, video, production, and broadcast. From basic introductory classes to advanced, students will receive hands-on education using up-to-date technology found in the field and used by professionals for any type of production.

Every stage of production is covered in blocks where students progress through more advanced projects and processes. Students will be given grounded real word projects to develop their skills as they would apply them in eventual employment.

F.I.R.S.T. Institute students are graded and held accountable for each and every course they encounter. Consistent exercises and quizzes keep students active and interested in the information given by the instructor.

Prerequisite: Basic Mac and Internet competencies. High School level English or higher.

Delivery Methodology: IDL = 100% Interactive Distance Learning

Average Class Size: 15-20 Students

Upon successful completion of the program, graduates obtain a Diploma.

Thirty-Nine (39) Weeks - 1014 Clock Hours / 91.26 Academic Quarter Credit Hours

811 Hours / 81.11 Academic Quarter Credit Hours - Instruction

203 / 10.15 Academic Quarter Credit Hours – Lab

DIGITAL FILMMAKING & VIDEO PRODUCTION - IDL PROGRAM COURSES

DFVP 101IDL - Storytelling and Video Technology

Students will learn that no matter what role a person plays in the development of a short film or video production, every crew member is responsible for enhancing the script using specific storytelling techniques that manipulate an audience's mood and understanding of the conceptual world of film and video.

By focusing on the art and science of visual storytelling, and using specific examples from movies past and present, classes will uncover a multitude of techniques that can be applied to any cinematic or video project in each aspect of the entertainment business. Students will also discover the various jobs and requirements in the digital cinema industry, learn to write scripts using standard Hollywood guidelines.

Students will become familiar with the technical aspects of digital video production including common jargon used by professional technicians and the different lighting concepts that are applied to distinct film styles. In addition, they will learn fundamental camera techniques including building camera rigs, lens selection, and proper camera maintenance.

HD and UHD camera systems including 2K and 4K cameras are exposed in classes including their specific workflows and considerations for future editing.

DFVP 101IDL – Storytelling and Video Technology

- Camera Framing
- Exposure Triangle
- Lighting
- Movement
- Narrative Structure

DFVP 102IDL - Digital Editing and Visual Effects

Students will cover the fundamental techniques and concepts of digital video, editing principles, and visual storytelling. The concept of visual storytelling will be explored and analyzed within various media projects to demonstrate the importance of constructing a fully developed idea using moving images. The course will instruct the process of video editing through the development of several media projects and footage assets.

There is an emphasis on footage sequencing with story continuity, media management, narration, and industry terminology. More time will also be dedicated to the importance of sound in the post environment and its subtlety in keeping the viewer grounded to the images onscreen. Classes will explore simple animation techniques including the basics of motion graphic design. Learning to animate, alter, and composite media using various tools including the use of optional plug-ins is paramount in the process and workflow for every motion graphic professional.

DFVP 102IDL – Digital Editing and Visual Effects

- Editing Techniques
- Visual Storytelling
- Visual Effects

DFVP 103IDL - Commercial Production

In Commercial Production, students will break from the conventions of traditional modes of visual storytelling to explore short-form methods. The primary focus will be on social media and marketing.

As post-production unfolds, students will begin editing the projects that were shot during this course. They will utilize the post-production concepts that they have learned to date, such as scene transitions, time and space perception, tempo, sound effects, and editing with music and mood changes to enhance their final projects.

DFVP 103IDL – Commercial Production

- Product Commercial Project
- Narrative Commercial Project
- Social Media Project

DFVP 104IDL - Music Video Production

In Music Video Production, students will develop and produce an advanced project with a focus on the music video. A music video project will help students understand the principles of shooting uncontrolled action and how to work with real clients.

At this level, classes incorporate a working knowledge of advanced editing techniques including editing on the beat, color correction, sound effects, and applying musical compositions.

DFVP 104IDL – Music Video Production

- Music Video Project 1
- Music Video Project 2

DFVP 105IDL - Short Film Production

In this course, students will develop and produce an additional advanced project with an emphasis on the short film. During the short film, students will apply their knowledge of preproduction by breaking down a script, creating a budget, developing a schedule, casting talent, scouting locations, and much more. Students will also implement advanced production techniques of camera and lighting.

At this level, classes maintain first-hand knowledge of advanced editing techniques including but not limited to enhanced color correction, dialogue editing, storytelling techniques, and sound effects.

DFVP 105IDL – Short Film Production

- Boring Room Challenge Project
- Short Film 1 Project
- Final Short Film Project

DFVP 106IDL - Episodic Production

In this course, students will explore the history of episodic production. This course focuses on writing for television and streaming. Students will learn the principles of episodic script writing, story guide creation, and

character development.

DFVP 106IDL – Episodic

- Story Guide Project
- Television Script

DFVP 107IDL - Live Video Production

Students will learn the fundamentals of live video production and streaming by using up-to-date technology for all show needs. Students develop the skills to function independently or as part of a production team in the preparation and production of live shows for both traditional and live streaming, as well as corporate presentations.

In this course, students will learn the technical aspects of streaming software along with studio equipment and continue learning proper signal flow for use in studio, stage, and remote-control rooms. They will learn specific camera, lighting, and production techniques unique to each of these live show realms, and discover the many different career paths within these industries.

DFVP 107IDL - Live Video Production

- Live Stream Project
- Live Music Performance Project

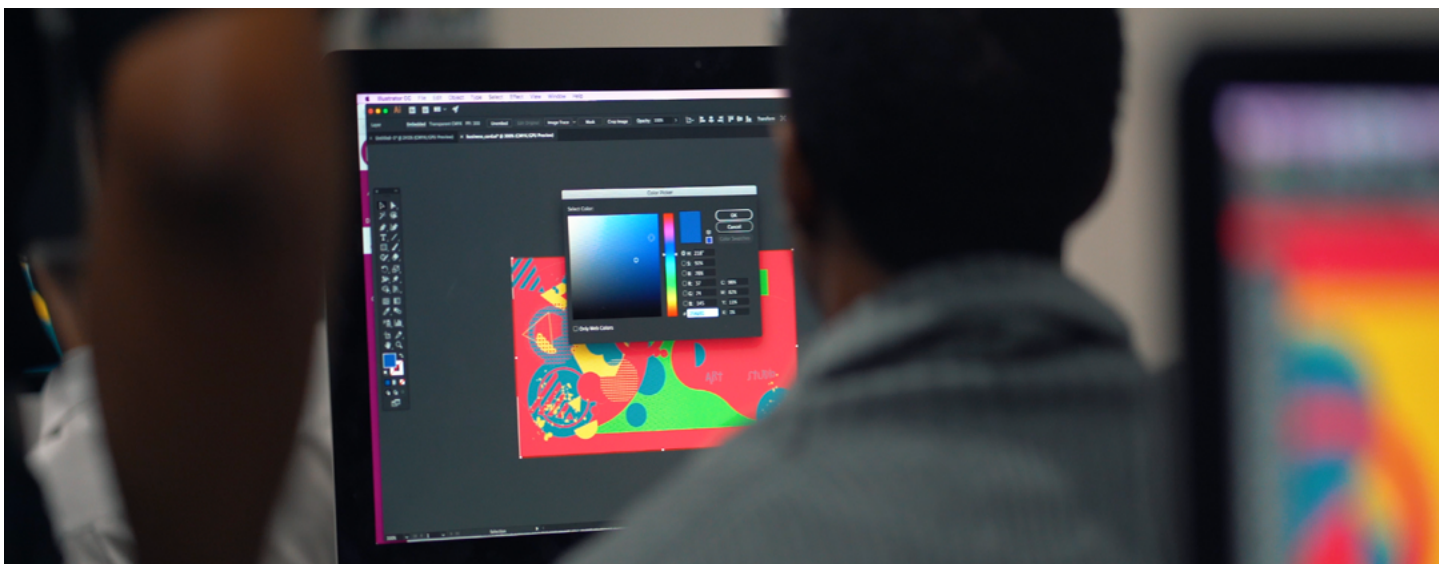
DFVP 108IDL - Color Grading

Students will learn the essentials of color theory and apply these concepts in professional colorist program DaVinci Resolve. Practical filmmaking techniques like color balancing, correction, grading, and continuity will be studied through hands-on work in the program's node-based editing system.

Students will also use Davinci Resolve to grasp enhanced aspects of audio post-production, diving into the concepts of voiceover, sound effects, and sound design. Each of these concepts in color correction and audio post-production will then be applied to further enhance the student's portfolio projects.

DFVP 108IDL – Color Grading

- Color Balance Project
- Color Grading Project
- Professional Development



GRAPHIC DESIGN & WEB DEVELOPMENT - IDL

Program Objective

The Graphic Design and Web Development Program strives to successfully train students for entry-level employment in the web and graphic design industry.

Program Description

The Graphic Design & Web Development program is designed to prepare students for the real world of digital-based graphic design and web development. The web changes rapidly and we strive to keep our curriculum updated to reflect actual trends in an ever-growing and fast paced industry. We take advantage of the vast amount of open-source frameworks, tools, and software available for the web based content creation.

Our program explores multiple areas of design and development, focusing on core areas that are practical for the modern designer. This program begins with the establishment of basic computer skills, digital media design fundamentals, illustration, and basic photography. Students will then progress into advanced concepts of front end web programming. Having a broad scope of knowledge makes for a more competent and skilled professional, opening up greater opportunities for our graduates.

Every course will assess students on weekly objectives with regular exercises and projects. The end result of program completion is a well-rounded graduate with the diverse skill-set necessary to get an entry-level career in the field of graphic design and web development.

Prerequisite: Basic Mac and Internet competencies. High School level English or higher.

Delivery Methodology: Campus = 100% Interactive Distance Learning

Average Class Size: 15-20 Students

Upon successful completion of the program, graduates obtain a Diploma.

Thirty-Nine (39) Weeks - 1014 Clock Hours / 91.26 Academic Quarter Credit Hours

811 Hours / 81.11 Academic Quarter Credit Hours - Instruction

203 / 10.15 Academic Quarter Credit Hours – Lab

GRAPHIC DESIGN & WEB DEVELOPMENT - IDL PROGRAM COURSES

GDWD 101IDL - Graphic Design Principles

Students learn a basic level understanding of computers, their parts, and terminology for the first week of Graphic Design Principles. After learning the fundamentals of computing and developing a good understanding of the diverse types of digital media formats, students get a sneak peek at the Adobe Creative Suite of Products, a set of tools that are widely used in the Graphics and Digital Design industry. F.I.R.S.T. then introduces them to art history and the evolution of visual arts, in relation to the development of modern design principles and standards as a foundation to contemporary visual design and color theory.

Classes will then be introduced to Typography and Design Processes. Important skill sets are then developed through studies on Creative Thinking, Research and Concept Development, Business Communications, Client Briefing and Analysis, Digital Printing, and the importance of the print production processes. Students learn Branding fundamentals and then examine marketing in relation to corporate and personal branding and social media.

GDWD 101IDL – Graphic Design Principles

- Value & Shape Project
- Calligraphic Font Creation Project
- Custom Logo Project
- Style Guide Project

GDWD 102IDL - Digital Illustration

Students first learn about the concept of illustration through the study of simple, sequential, editorial, and marketing illustration. Classes then introduce Adobe Illustrator, an industry standard used primarily in the creation of vector graphics and line art.

The Adobe Illustrator user interface, workspace, and tools, are learned through demonstration and exercise. As skills are gained, students go from creating simple vector shapes to more advanced vector illustrations and graphics, including the use of typography. Students will take the skills learned in Illustrator to complete several projects that include logo design and other creative illustrations.

GDWD 102IDL – Digital Illustration

- Creative Portrait Project
- Character Design Project
- Styled Architectural Illustration Project

GDWD 103IDL - Photoshop & Digital Photography

In this course of study, students are introduced to digital photography and camera basics. They will learn how to set up cameras with lighting considerations and use them in real photo shoots. Photographs from Digital Photography are some of the images used to learn key skills in photo selections and editing.

Adobe Photoshop is an industry standard for creation, editing, and photo manipulation. From the technical processing of multiple images to the making of unique artwork and digital paintings, Photoshop is used by animators, graphic designers, web designers, photographers, architects, and more. Throughout this course, students are introduced to the many tools and features of this powerful raster graphic editing software. Building on the skills learned, more advanced features, effects and techniques are taught using demonstration and hands-on exercises. Students will then utilize their new knowledge of the tools combined with personal artistry to create several portfolio-worthy graphics projects.

GDWD 103IDL – Photoshop and Digital Photography

- Product Photography Project
- Headshot Project
- Photo Collage Project
- Digital Ad / Web Banner Project

GDWD 104IDL - UI/UX Design

Students are introduced to a brief history of UI/UX, including the language and vocabulary associated with it. Professional concepts in User Experience and User Interface Design, such as wire framing and prototyping, are learned during this course. Students gain knowledge of important design considerations for websites and applications to make them practical for all users.

Students gain an understanding in how to facilitate an easy end user experience through meaningful and purposeful interface design. Skills are gained through practical exercise in the layout and positioning of web application content and elements. This is done through design research, wireframes, mock-ups, and prototyping. Several projects are completed that apply the UI/UX app design skills learned.

GDWD 104IDL – UI/UX Design

- Web Style Guide Project
- GUI (Graphical User Interface) Project
- Agile Design Project

GDWD 105IDL - Web Design and Development

Daily internet interaction is an integrated way of life for both individuals and businesses. Students are introduced to HTML as a markup language, the foundation for building structure on websites. Just as language is often broken down to basic words or elements, so too are coding-related languages. Students will learn about HTML elements as the fundamentals of the language and the dynamic results that are produced through its use.

The course will then take a look at the importance and necessity of inclusion for all to have equal participation in the use of the web through accessibility. Students will also be introduced to CSS, the language that transforms the basic structure of HTML and applies the visual display and presentation of web pages through responsive design.

After practice in how to develop a website from scratch, students are introduced to some basic Frameworks & Grid-based layouts through templates. At this point, students are learning introductory concepts in how webpages are made to be interactive and engaging to the end user. Content Management Systems such as WordPress are integral to a significant percentage of existing sites on the web.

These systems make the creation and management of digital content easier for both consumers and designers alike. Time in WordPress is spent on how to modify existing templates and using the advanced features included in them.

GDWD 105IDL – Web Design and Development

- Wiki Project
- Lightbox Gallery Project
- Bootstrap Scalability Project
- Custom Portfolio Template Project

GDWD 106IDL - Motion Graphics

After developing strong skills in Layout and Design, Typography, Illustration, and Photo Editing, along with

an understanding of the web, students are now taught the techniques needed for putting design assets and graphics into motion.

Motion theory is introduced at the beginning of the course to give students a sound foundation in the concepts needed to successfully execute projects. Students will learn technical skills that follow the principles of animation through key-framing, image positioning, masking, and other visual effects.

Projects are developed with the goal of helping students grow in their creative problem-solving skills, which will then be utilized in the execution of various motion graphics principles.

GDWD 106IDL – Motion Graphics

- Animated Logo Project
- 3D Scene Project
- Lower Thirds Project

GDWD 107IDL - Layout Design

Understanding how various design elements are combined in the creation of successful visual communication is the basis of this course. Students begin with an introduction to the art of digital layout using the elements and principles of design. Exercises in how to create optimal compositions are achieved through design challenges.

Next, students take some time to apply and further grow their layout and design techniques while learning Adobe InDesign, an industry standard. Using InDesign, students will create several projects such as catalogs and brochures leading up to development of a print campaign for their course project.

GDWD 107IDL – Layout Design

- Editorial Magazine Layout Project
- Banner Project
- Xbox Controller Wrap

GDWD 108IDL - Web and Graphics Portfolio

In the Web and Graphics Portfolio course, students cumulatively refine and perfect all of their previous projects to a finished and finalized form. This is accomplished in part through professional review and critique. The body of work from earlier courses GDWD 101 through GDWD 107 is what is included during this last stage of the course.

Students leave the program with a diverse, strong, and most importantly, professional-level portfolio that showcases their abilities in graphic design, motion, and front-end web design & development.

GDWD 108IDL – Graphics and Web Portfolio

- Illustration Portfolio Review Project
- Photo Layout Portfolio Review Project
- Motion Graphics Portfolio Review Project
- Final Custom WordPress Portfolio Project



DIGITAL PHOTOGRAPHY - IDL

Program Objective

The Digital Photography IDL Program strives to successfully train students for entry-level employment in the digital photography industry.

Program Description

Digital Photography IDL is a program designed to teach students all aspects of digital photography including lighting, picture staging and capture, editing, and the business of photography. From basic introductory to more advanced classes, students will receive hands-on education using up-to-date technology found in the field and used by professionals for any type of production.

Each stage of production is covered in blocks where students progress through more advanced projects and processes in each. Students will develop their skills while completing grounded real word projects mirroring the same application they will use in eventual employment.

F.I.R.S.T. Institute students are graded and held accountable for each and every course they encounter. Consistent exercises and quizzes keep students active and interested in the information provided by the instructor.

Prerequisite: Basic Mac and Internet competencies. High School level English or higher.

Delivery Methodology: IDL = 100% Interactive Distance Learning

Average Class Size: 15-20 Students

Upon successful completion of the program, graduates obtain a Diploma.

Thirty-Nine (39) Weeks - 1014 Clock Hours / 91.26 Academic Quarter Credit Hours

811 Hours / 81.11 Academic Quarter Credit Hours - Instruction

203 / 10.15 Academic Quarter Credit Hours – Lab

DIGITAL PHOTOGRAPHY - IDL PROGRAM COURSES

DP 101IDL - Intro to the Camera and Lightroom

For the first week of Intro to the Camera and Lightroom, students will be taught a basic level understanding of computers, their parts, and terminology.

After students have learned the fundamentals of computing and have a good understanding of the different types of digital media formats, students get a sneak peek at the Adobe Creative Suite of Products, which are widely used in the photography industry. F.I.R.S.T. then introduces them to the history of the camera and the photographic process, and its relation to the development of the modern digital process. Students will be taught how cameras have been built over time.

Classes get introduced to the exposure triangle, which introduces many mechanical and electronic functions of the camera. Students will learn about lenses, first in terms of angle of view, followed by the specialty functions of different lens types. The students will also learn the basics of lighting and composition. Once the students have taken photos, they are taught to use Adobe Lightroom and to see how it has replaced traditional film development processes in the digital space.

DP 101IDL – Intro to the Camera and Lightroom

- Build your own Camera Project
- Exposure Triangle Project

DP 102IDL - Composition and Aesthetics

In Composition and Aesthetics, students will dive deep into the visual language of photography. They will start by learning common principles of design such as balance, rhythm and repetition, emphasis, proportion, and scale, as well as harmony and contrast.

They will use these principles to study the philosophy of aesthetics and identify common patterns that humans find pleasing to the eye. They will analyze some of these common patterns such as Phi and how it is applied to photography using the Fibonacci Spiral, and the Rule of Thirds.

Students will learn other common compositional techniques as well, such as using leading lines to guide the eye, creating frames within the frame and using contrast to direct attention. Finally, students will explore color theory as it relates to human psychology as well as the physics of light.

DP 102IDL – Composition and Aesthetics

- Frame up Project
- Leading Lines Project

DP 103IDL - Studio Photography

Studio Photography focuses on the principles of lighting through studio portraiture and product photography. Students begin by learning basic 3-point lighting techniques. They will then study other lighting styles by looking at both modern photo portraiture as well as classical art examples.

Students will learn to use studio strobes and light modifiers. Students will replicate some of these lighting techniques, such as Loop, Butterfly, Rembrandt, and Chiaroscuro, on their models. Emphasis will be placed on the creative and commercial aspects of studio portrait photography.

Students will study the works of some of the great portrait photographers such as George Hurrell, Annie Leibovitz, Diane Arbus, and Richard Avedon. Students will also spend time on product photography exploring creative ways to market a product. They will explore both minimalist product photography to isolate their

subject as well as active product photography showing the subject in use. Students will become familiar with common product photography tools such as tripods, cyc walls and macro lenses.

DP 103IDL – Photoshop for Digital Editing and Experimental Photography

- Painting with Light Project
- Identity Prop Portrait
- Product Drop Project

DP 104IDL - Spatial Photography (Landscape, Street, and Architecture)

In Spatial Photography, students will learn to illustrate the essence of a scene. During their exploration of landscape photography, students will document the beauty of the natural world. They will be taught to emphasize depth in an environment through lens choice, depth of field, and use of foreground elements.

Students will learn to use filters, long exposure, weather, and time of day to evoke their impression of the natural spaces around them.

Students will then move into urban environments where they will use the same techniques to document human-made interventions, structures, and environments. They will be taught to find interesting unexplored perspectives, and isolate small details. As street photographers, they will learn to isolate movement within these spaces to document incidental moments of life.

Throughout this course students will also survey a history of photographers whose work focuses on the spaces in our lives, from Ansel Adams to Henri Carter-Bresson to Vivian Maier to Jason Lee and more.

DP 104IDL – Spatial Photography (Landscape, Street, and Architecture)

- A Day in the Park Project
- Urban Reflections Project
- Gallery Project

DP 105IDL - Photoshop for Digital Editing and Experimental Photography

Photoshop is capable of digitally replicating the darkroom and montage techniques that experimental artists such as Man Ray, Harry Callahan, Hannah Höch, and Antonio Mora use. Photoshop for Digital Editing and Experimental Photography is an extensive survey of Photoshop's many tools through the lens of experimental photography.

Students will learn non-destructive Photoshop processes and tools including blend modes, adjustment layers, color channels, and effects and filters. Using these tools students will learn to composite, retouch photos, create multiple exposures, and digitally replicate the effects of specialty optical equipment.

Finally, they will be exposed to the many new features that use neural networks and artificial intelligence to better solve for complex photo manipulation and even create images from scratch.

DP 105IDL – Photoshop for Digital Editing and Experimental Photography

- Product Retouching Project
- Portrait Retouching Project
- Matte Painting Composite Project

DP 106IDL - Event Photography (Social, Stage, and Sports)

Students will focus on three practical projects in Event Photography. First, they will document a social event. Students will create a shooting strategy for the event and create a list of key images that they must photograph. At the event they will shoot a mix of posed, candid, and environmental photos. This will teach them the skills they need to pursue commercial enterprises in wedding and party photography.

Next, students will document a staged event. Here they must learn to work in unusual lighting situations which will put their camera skills to the test. They must also learn to collaborate with the production team to complete their work unnoticed and allow performances to continue unimpeded. Finally, students will photograph a sporting event where they will need to focus on lensing and shutter speed to get action photos in a fast-paced and dynamic environment.

DP 106IDL – Event Photography (Social, Stage, and Sports)

- Shooting for Social Events Project
- Shooting for Staged Events Project
- Shooting for Sports Project

DP 107IDL - Narrative in Editorial Photography

Narrative in Editorial Photography is all about story. Students will look to the work of previous photographers such as Dorothea Lange, Gordon Parks, Robert Frank, and Gregory Crewdson who have made narrative a key ingredient of their work.

Story will be analyzed and broken down into key components to illustrate the intersection of character and plot. They will analyze how a single moment caught in a photo can imply both previous and subsequent moments of cause and effect. Students will create work to compliment articles as well as short series that stand alone as narrative experiences.

DP 107IDL – Narrative in Editorial Photography

- Sequential Storytelling Project
- Creating Character Project

DP 108IDL - Business of Photography

In Business of Photography, important skill sets are developed through studies on creative thinking, research and concept development, business communications, client briefing and analysis, digital printing, and the importance of print production processes.

Students learn branding fundamentals and then examine marketing in relation to corporate and personal branding as well as social media. Students will finish the program by completing a comprehensive portfolio, participating in critique sessions, and finalizing the portfolio on their own website.

DP 108IDL – Business of Photography

- Portfolio Website Project
- Printed Portfolio Project

REQUIRED CLASS MATERIALS CAMPUS

Students are required to be prepared for class. This includes having these items at all times: pen, writing paper/notebook, ID badge, and all required materials for their program. The following required items are not included in the tuition. It is the student's responsibility to purchase the items for use in their second day of class.

RECORDING ARTS & SHOW PRODUCTION (CAMPUS)

Required materials, as of this printing, are approximately \$200.00

Recording Arts and Show Production	
Required Equipment	Info
Hard Drive	<ul style="list-style-type: none"> • USB-C/Thunderbolt 3 drives only. • Minimum storage size 1TB <p>Example: Western Digital Elements Mac 1TB (Approximately \$50 from Amazon, comes with adapter)</p>
SD Card	<ul style="list-style-type: none"> • Minimum size 16GB • Maximum size 32 GB <p>Example: SanDisk Extreme Pro 32GB SDHC UHS-I Card (Approximately \$15 on Amazon)</p>
Over-the-ear Headphones	<ul style="list-style-type: none"> • No ear buds permitted • If no 1/8" to 1/4" adapter is packaged with headphones you will need to purchase one separately <p>Example: Sennheiser HD280 (Approximately \$100 from Amazon)</p>
Optional Equipment	Info
Avid Pro Tools	Student discount is available
Apple Logic X	No discount available
Presonus Studio One	Student discount is available
Celomony Melodyne	No discount available
Wave Machine Labs Drumagog	No discount available

Graphic Design and Web Development (CAMPUS)

Required materials, as of this printing, are approximately \$100.00

Graphic Design and Web Development	
Required Equipment	Info
Hard Drive	Minimum storage size 1TB
SD Card	<ul style="list-style-type: none"> • Minimum size 16GB <p>Example: SanDisk Extreme Pro 32GB SDHC UHS-I Card (Approximately \$15 on Amazon)</p>
Sketchpad	
Graphite Pencils	

Digital Filmmaking & Video Production (CAMPUS)

Required materials, as of this printing, are approximately \$320

Digital Filmmaking and Video Production	
Required Equipment	Info
Hard Drive	<ul style="list-style-type: none">• Sata III 2.5" SSD 2TB• SATA to USB Cable• 4TB External Hard Drive HDD
SD Card	<ul style="list-style-type: none">• SanDisk 128G
Over-the-ear Headphones	<ul style="list-style-type: none">• No ear buds permitted• If no 1/8" to 1/4" adapter is packaged with headphones you will need to purchase one separately
Optional Equipment	Info
Adobe Creative Cloud Account	Student discount is available
Camera	Consult your instructor for recommendations

Digital Photography (CAMPUS)

Required materials, as of this printing, are approximately \$350 (Excluding Creative P.A.K.)

Digital Photography	
Required Equipment	Info
Hard Drive	<ul style="list-style-type: none">• USB-C/Thunderbold 3 drives only• Minimum storage size 1TB
SD Card	<ul style="list-style-type: none">• Minimum size 32GB
Creative P.A.K.	Digital Photography =\$ *See website for current list of items in Creative P.A.K.s
Adobe Creative Cloud Account	Student discount is available

REQUIRED CLASS MATERIALS IDL

IDL requirements all Programs

*While attending F.I.R.S.T. Institute, IDL students have access to an institution-curated online library and other required learning services within their learning management system.

RECORDING ARTS & SHOW PRODUCTION IDL

Recording Arts and Show Production IDL	
Required Equipment	Info
Computer Requirements	<p>Operating System: macOS 10.15 or macOS Big Sur (11.*), Mac OS Monterey (12.*)</p> <p>Processor - Intel or Apple Silicon (Rosetta2 Supported)</p> <p>RAM - 8GB of Ram (16GB Recommended)</p> <p>Hard Drive Space -256 GB with minimum 40 GB available</p> <p>GPU VRAM - 2 GB of GPU VRAM</p> <p>Monitor Resolution - 1440x900</p> <p>Webcam - Yes- Used for attendance and exams</p> <p>Microphone - Yes - Used for class participation</p>
Adobe Creative Cloud Account	Student discount is available
Creative P.A.K.	<p>RASP IDL</p> <p>*See website for current list of items in Creative P.A.K.s</p>
Internet Requirements	Broadband or higher from your internet service provider (minimum 100 Mbps) for your computer or any other device to access Canvas materials)

Graphic Design and Web Development IDL

Graphic Design and Web Development IDL	
Required Equipment	Info
Computer Requirements	<p>Operating System: macOS 10.15 or macOS Big Sur (11.*), Mac OS Monterey (12.*)</p> <p>Processor - Intel or Apple Silicon (Rosetta2 Supported)</p> <p>RAM - 8GB of Ram (16GB Recommended)</p> <p>Hard Drive Space -256 GB with minimum 40 GB available</p> <p>GPU VRAM - 2 GB of GPU VRAM</p> <p>Monitor Resolution - 1440x900</p> <p>Webcam - Yes- Used for attendance and exams</p> <p>Microphone - Yes - Used for class participation</p>
Adobe Creative Cloud Account	Student discount is available
Creative P.A.K.	<p>GDWD IDL</p> <p>*See website for current list of items in Creative P.A.K.s</p>
Internet Requirements	Broadband or higher from your internet service provider (minimum 100 Mbps) for your computer or any other device to access Canvas materials)
Sketchpad	
Graphite Pencils	

Digital Filmmaking and Video Production IDL

Digital Filmmaking and Video Production IDL	
Required Equipment	Info
Computer Requirements	<p>Operating System: macOS 10.15 or macOS Big Sur (11.*), Mac OS Monterey (12.*)</p> <p>Processor - Intel or Apple Silicon (Rosetta2 Supported)</p> <p>RAM - 8GB of Ram (16GB Recommended)</p> <p>Hard Drive Space -500 GB with minimum 250 GB available</p> <p>GPU VRAM - 2 GB of GPU VRAM</p> <p>Monitor Resolution - 1440x900</p> <p>Webcam - Yes- Used for attendance and exams</p> <p>Microphone - Yes - Used for class participation</p>
Adobe Creative Cloud Account	Student discount is available
Creative P.A.K.	<p>DFVP IDL</p> <p>*See website for current list of items in Creative P.A.K.s</p>
Internet Requirements	Broadband or higher from your internet service provider (minimum 100 Mbps) for your computer or any other device to access Canvas materials)

Digital Photography IDL

Digital Photography IDL	
Required Equipment	Info
Computer Requirements	<p>Operating System: macOS 10.15 or macOS Big Sur (11.*), Mac OS Monterey (12.*)</p> <p>Processor - Intel or Apple Silicon (Rosetta2 Supported)</p> <p>RAM - 8GB of Ram (16GB Recommended)</p> <p>Hard Drive Space -500 GB with minimum 250 GB available</p> <p>GPU VRAM - 2 GB of GPU VRAM</p> <p>Monitor Resolution - 1440x900</p> <p>Webcam - Yes- Used for attendance and exams</p> <p>Microphone - Yes - Used for class participation</p>
Adobe Creative Cloud Account	Student discount is available
Creative P.A.K.	<p>Digital Photography</p> <p>*See website for current list of items in Creative P.A.K.s</p>
Internet Requirements	Broadband or higher from your internet service provider (minimum 100 Mbps) for your computer or any other device to access Canvas materials)

DFVP (Campus)		
DFVP 101	Storytelling and Video Technology	No Prerequisites
DFVP 102	Digital Editing and Visual Effects	DFVP 101
DFVP 103	Commercial Production	DFVP 101, DFVP 102
DFVP 104	Music Video Production	DFVP 101, DFVP 102, DFVP 103
DFVP 105	Short Film Production	DFVP 101, DFVP 102, DFVP 103, DFVP 104
DFVP 106	Episodic Production	DFVP 101, DFVP 102, DFVP 103, DFVP 104, DFVP 105
DFVP 107	Live Video Production	DFVP 101, DFVP 102, DFVP 103, DFVP 104, DFVP 105, DFVP 106
DFVP 108	Color Grading	DFVP 101, DFVP 102, DFVP 103, DFVP 104, DFVP 105, DFVP 106, DFVP 107
DFVP - IDL		
DFVP 101IDL	Storytelling and Video Technology	No Prerequisites
DFVP 102IDL	Digital Editing and Visual Effects	DFVP 101IDL
DFVP 103IDL	Commercial Production	DFVP 101IDL, DFVP 102IDL
DFVP 104IDL	Music Video Production	DFVP 101IDL, DFVP 102IDL, DFVP 103IDL
DFVP 105IDL	Short Film Production	DFVP 101IDL, DFVP 102IDL, DFVP 103IDL, DFVP 104IDL
DFVP 106IDL	Episodic Production	DFVP 101IDL, DFVP 102IDL, DFVP 103IDL, DFVP 104IDL, DFVP 105IDL
DFVP 107IDL	Live Video Production	DFVP 101IDL, DFVP 102IDL, DFVP 103IDL, DFVP 104IDL, DFVP 105IDL, DFVP 106IDL
DFVP 108IDL	Color Grading	DFVP 101IDL, DFVP 102IDL, DFVP 103IDL, DFVP 104IDL, DFVP 105IDL, DFVP 106IDL, DFVP 107IDL

RASP (Campus)		
RASP 101	Digital Audio Fundamentals	No Prerequisites
RASP 102	Music Theory	RASP 101
RASP 103	Recording Arts 101	RASP 101, RASP 102
RASP 104	Recording Arts 201	RASP 101, RASP 102, RASP 103
RASP 105	Mixing and Mastering	RASP 101, RASP 102, RASP 103, RASP 104
RASP 106	Location Sound	RASP 101, RASP 102, RASP 103, RASP 104, RASP 105
RASP 107	Sound for Visual Media	RASP 101, RASP 102, RASP 103, RASP 104, RASP 105, RASP 106
RASP 108	Show Production	RASP 101, RASP 102, RASP 103, RASP 104, RASP 105, RASP 106, RASP 107
RASP - IDL		
RASP 101IDL	Digital Audio Fundamentals	No Prerequisites
RASP 102IDL	Music Theory	RASP 101
RASP 103IDL	Recording Arts 101	RASP 101IDL, RASP 102IDL
RASP 104IDL	Recording Arts 201	RASP 101IDL, RASP 102IDL, RASP 103IDL
RASP 105IDL	Mixing and Mastering	RASP 101IDL, RASP 102IDL, RASP 103IDL, RASP 104IDL
RASP 106IDL	Location Sound	RASP 101IDL, RASP 102IDL, RASP 103IDL, RASP 104IDL, RASP 105IDL
RASP 107IDL	Sound for Visual Media	RASP 101IDL, RASP 102IDL, RASP 103IDL, RASP 104IDL, RASP 105IDL, RASP 106IDL
RASP 108IDL	Show Production	RASP 101IDL, RASP 102IDL, RASP 103IDL, RASP 104IDL, RASP 105IDL, RASP 106IDL, RASP 107IDL

GDWD (Campus)		
GDWD 101	Graphic Design Principles	No Prerequisites
GDWD 102	Digital Illustration	GDWD 101
GDWD 103	Photoshop & Digital Photography	GDWD 101, GDWD 102
GDWD 104	UI/UX Design	GDWD 101, GDWD 102, GDWD 103
GDWD 105	Web Design & Development	GDWD 101, GDWD 102, GDWD 103, GDWD 104
GDWD 106	Layout Design	GDWD 101, GDWD 102, GDWD 103, GDWD 104, GDWD 105
GDWD 107	Motion Graphics	GDWD 101, GDWD 102, GDWD 103, GDWD 104, GDWD 105, GDWD 106
GDWD 108	Web and Graphics Portfolio	GDWD 101, GDWD 102, GDWD 103, GDWD 104, GDWD 105, GDWD 106, GDWD 107
GDWD - IDL		
GDWD 101IDL	Graphic Design Principles	No Prerequisites
GDWD 102IDL	Digital Illustration	GDWD 101IDL
GDWD 103IDL	Photoshop & Digital Photography	GDWD 101IDL, GDWD 102IDL
GDWD 104IDL	UI/UX Design	GDWD 101IDL, GDWD 102IDL, GDWD 103IDL
GDWD 105IDL	Web Design & Development	GDWD 101IDL, GDWD 102IDL, GDWD 103IDL, GDWD 104IDL
GDWD 106IDL	Layout Design	GDWD 101IDL, GDWD 102IDL, GDWD 103IDL, GDWD 104IDL, GDWD 105IDL
GDWD 107IDL	Motion Graphics	GDWD 101IDL, GDWD 102IDL, GDWD 103IDL, GDWD 104IDL, GDWD 105IDL, GDWD 106IDL
GDWD 108IDL	Web and Graphics Portfolio	GDWD 101IDL, GDWD 102IDL, GDWD 103IDL, GDWD 104IDL, GDWD 105IDL, GDWD 106IDL, GDWD 107IDL

Digital Photography (Campus)		
DP 101	Intro to the Camera and Light-room	No Prerequisites
DP 102	Composition and Aesthetics	DP 101
DP 103	Studio Photography	DP 101, DP 102
DP 104	Spatial Photography	DP 101, DP 102, DP103
DP 105	Photoshop for Digital Editing and Experimental Photography	DP 101, DP 102, DP 103, DP 104
DP 106	Event Photography	DP 101, DP 102, DP 103, DP 104, DP 105
DP 107	Narrative in Editorial Photography	DP 101, DP 102, DP 103, DP 104, DP 105, DP 106
DP 108	Business of Photography	DP 101, DP 102, DP 103, DP 104, DP 105, DP 106, DP 107
Digital Photography - IDL		
DP 101IDL	Intro to the Camera and Light-room	No Prerequisites
DP 102IDL	Composition and Aesthetics	DP 101IDL
DP 103IDL	Studio Photography	DP 101IDL, DP 102IDL
DP 104IDL	Spatial Photography	DP 101IDL, DP 102IDL, DP 103IDL
DP 105IDL	Photoshop for Digital Editing and Experimental Photography	DP 101IDL, DP 102IDL, DP 103IDL, DP 104IDL
DP 106IDL	Event Photography	DP 101IDL, DP 102IDL, DP 103IDL, DP 104IDL, DP 105IDL
DP 107IDL	Narrative in Editorial Photography	DP 101IDL, DP 102IDL, DP103IDL, DP 104IDL, DP 105IDL, DP 106IDL
DP 108IDL	Business of Photography	DP 101IDL, DP 102IDL, DP 103IDL, DP 104IDL, DP 105IDL, DP 106IDL, DP 107IDL



ADMISSION REQUIREMENTS

Here at F.I.R.S.T. Institute, we recognize the privilege that comes with being granted acceptance and approach the admissions process with great seriousness. Our Admissions team will be with you every step of the way to guide you through the process of applying. No previous experience is necessary; however, you must possess a strong desire to work in the Digital Media industry. Please review the steps below to ensure you are qualified for application.

Step 1: Make sure you have everything needed to apply

- Proof of high school diploma, GED, or an alternative document*
(See below for alternative documents)
- Applicants must have graduated with a standard high school diploma or have passed the GED by their start date
- If under 18, must be at least 16 years of age and provide written consent of a parent or guardian
- Social Security Number or Alien Registration Number
- Basic computer (Mac Preferred) and internet skills
- High school level English speaking, reading, and writing abilities
- Strong desire to work in the Digital Media industry in field of choice
- Knowledge of tuition breakdown
- IDL ONLY: Ensure you are a resident of one of the following U.S. states - Alabama, Florida, Georgia, Illinois, Kentucky, Maine, Massachusetts, New Hampshire, Pennsylvania, South Carolina, Tennessee, Virginia, West Virginia.*

Step 2: Complete an interview and campus tour with an Admissions Representative

- Interviews can be completed in person or by telephone, campus tours can be completed in person or online
- Applicant will be assessed based on personal goals and if the representative believes the applicant will benefit from attending F.I.R.S.T. Institute
- Applicant will detail their education and career goals as well as what they hope to benefit from attending F.I.R.S.T.
- Interviews include a virtual or in-person campus tour and tuition planning information

Step 3: Submit Completed Application

- Application found under Admissions tab on website, www.first.edu

Alternative Documents

Alternative documents that are not either a High School Diploma or GED must be accompanied by official transcripts

- Completed homeschooling at the secondary level as defined by state law
- Passing of a state-authorized examination recognized as an equivalent to a high school diploma
Ex: California High School Proficiency Exam or High School Equivalency Test (HiSET)
- Associate's Degree – must provide official transcript that states when the student graduated from High School and transcript must be signed by the college's registrar
- Bachelor's Degree – must provide official transcript that states when the student graduated from High School and transcript must be signed by the college's registrar
- Master's Degree – must be official transcript that states when the student graduated from High School, transcript must be signed by the college's registrar

Additional Notes:

The institute does not admit students under Ability to Benefit (ATB) criteria. Please note that the institute does not issue I-20s. Evaluation of official transcripts and GED test scores are required to verify eligibility to attend. Please contact an Admissions Representative for more information regarding the English Proficiency exam.

Upon receipt and review of all required materials by a Program Director, an applicant is then notified if they are accepted.

*For students interested in our IDL programs please refer to our computer requirements.

DOCUMENT INTEGRITY

Intentionally furnishing a false document (such as a high school diploma, GED diploma, or transcripts) to the institute via forgery, deliberate misrepresentation, unauthorized alteration, or submitting form(s) that one has reason to believe have been forged, altered, or modified will result in immediate rejection from the school and the student application will not be considered.

Any student that has already been accepted and is found guilty of falsifying a document will be immediately dismissed from the program. A meeting must be scheduled with the Institute President to determine if and when re-admittance would be permitted.

APPLICATION EXPIRATION POLICY

Current High School/College Students – Current high school/college students are encouraged to apply to F.I.R.S.T. Institute within their senior year. Applications will remain valid for up to 6 months after graduation. During this period, the student must also complete financial aid planning and an enrollment agreement.

Regular Applications - Regular applicants are encouraged to apply to F.I.R.S.T. Institute within 6 months of their anticipated start date. Applications will remain valid for up to 6 months post-acceptance into F.I.R.S.T. Institute. The financial aid planning & enrollment agreement must be completed in this time.

Expired Applications - Students whose applications become expired are required to submit an updated application.

RETURNING STUDENTS

Students who wish to enroll in another program at F.I.R.S.T. Institute will be required to attend the new class orientation and have proof of a standard high school diploma or GED on file.

DISCLOSURE OF CRIMINAL HISTORY

Any student that has been convicted of or adjudicated to be guilty of a violent felony offense, required to register as a sex offender by any legal authority in the U.S. or any other country, or has any pending charges involving a violent felony or sex offense is required to disclose this information on their online application. If the student fails to disclose their criminal history and it is later determined that the student was not truthful, the institute may dismiss the student from their program if there is reason to believe there is a cause for concern about the safety of the F.I.R.S.T. Institute Community. Additionally, students should be aware that prior convictions could adversely impact the students' ability to work in the field.

TRANSFER OF CREDITS

To ensure the equitable treatment of students, the Institute President will evaluate requests in the best interest of the student, grant appropriate credit, and communicate training time and tuition reductions proportionally.

Transfers are approved at the institute's discretion. No fees are assessed for evaluating or granting credit transfers. No credits will be granted for prior work experience or by examination.

F.I.R.S.T. Institute does not have any institutions of higher education with whom it has articulated agreements for credit transfer.

*Veteran students must report all education and training. The school must evaluate and grant credit, if appropriate, with the training time shortened, the tuition reduced proportionately, and the VA and student notified. Veteran students and the Veterans Administration will be notified of credit transfers.

REQUIREMENTS:

- Students must request transfers prior to their assigned registration week. The written request, transcripts, and course syllabi must be provided to the Program Director.
- All transfers must be equivalent to 80% of F.I.R.S.T. Institute course content and equal to the existing credits earned.
- The student must have received at least a 70% for any credits they wish to transfer, and must not have taken the transferring coursework within the last 12 months. Credits cannot exceed 64 clock hours.

Appeals must be presented in writing to the Institute President within 72 hours of denial. Appeals will be approved or denied within one week of receiving appropriate documentation.

When transferring credits to another institute by student request, F.I.R.S.T. Institute will provide guidance, counseling, an official transcript, syllabi, and course outlines as appropriate. The transfer of credit is up to the receiving institution.

DISCRIMINATION STATEMENT

F.I.R.S.T. Institute does not discriminate regarding sex, sexual orientation, gender, age, race, ethnicity, color, disability, national origin, creed, or religion.

Services for Students with Disabilities

F.I.R.S.T. Institute is committed to providing qualified students with a disability equal opportunity to access the benefits, rights, and privileges of educational services, programs, and activities in compliance with The American with Disabilities Act of 1990 and Section 504 of the Rehabilitation Act of 1973.

Programs are not developed for the deaf, blind, or those needing special services extending outside the normal boundaries of working in Digital Media fields. Admissions requirements for all students are the same, regardless of disability or lack thereof. The accommodations for disabilities are meant to assure education experience and opportunity. Any accommodations deemed necessary and reasonable will be made on a case-

by-case basis. They will not necessarily incorporate all changes requested and will only be made following provision of proof of such disability.

REQUESTING ACCOMMODATIONS

Students seeking accommodations should notify their Admissions Representative of any special needs, requirements, or requests before enrolling in a program of study.

To request accommodations, a student must provide the following in the Student Application or via email to their Admissions Representative:

- Written description of the extent and nature of the disability
- Current medical certification of disability from a doctor or other appropriate professional
- Written document stating any/all accommodations, auxiliary aids and/or services requested

All required documentation must be received no later than 60 days prior to the student's start date. Accommodations will be approved or denied within one week of receiving appropriate documentation.

The Program Director makes the determination as to whether or not the request is reasonable. In addition, a postsecondary school does not have to make adjustments that would fundamentally alter the nature of a service, program, or activity, or that would result in an undue financial or administrative burden. If you have a concern or complaint in this regard, please contact the Institute President. Complaints will be handled in accordance with the school's internal Grievance Procedure for complaints of discrimination and harassment.

VACCINATION POLICY

F.I.R.S.T. Institute does not require any particular vaccinations as a prerequisite for enrollment.



FINANCIAL AID

TOTAL PROGRAM TUITION BREAKDOWN

*The following class breakdowns are based on Title IV quarter credit hours

Recording Arts and Show Production:

\$22,500.00 Total quarter credit hours: 50.7 (\$443.79/quarter credit hour) = Tuition*

Recording Arts and Show Production - IDL:

\$22,500.00 Total quarter credit hours: 50.7 (\$443.79/quarter credit hour) = Tuition*

Digital Filmmaking and Video Production:

\$22,500.00 Total quarter credit hours: 50.7 (\$443.79/quarter credit hour) = Tuition*

Digital Filmmaking and Video Production - IDL:

\$22,500.00 Total quarter credit hours: 50.7 (\$443.79/quarter credit hour) = Tuition*

Graphic Design and Web Development:

\$18,500.00 Total quarter credit hours: 50.7 (\$364.90/quarter credit hour) = Tuition*

Graphic Design and Web Development - IDL:

\$18,500.00 Total quarter credit hours: 50.7 (\$364.90/quarter credit hour) = Tuition*

Digital Photography:

\$18,500.00 Total quarter credit hours: 50.7 (\$364.90/quarter credit hour) = Tuition*

Digital Photography - IDL:

\$18,500.00 Total quarter credit hours: 50.7 (\$364.90/quarter credit hour) = Tuition*

*The Tuition price includes all textbooks needed for campus students.

*All IDL students need to purchase a Creative P.A.K. for their program.

FEDERAL STUDENT FINANCIAL AID

Available to those who qualify.

No fees will be charged for processing or handling any application, form, or data required to determine a student's eligibility for, and amount of Title IV.

The federal school code for F.I.R.S.T. Institute is G41976.

Federal Pell Grant

The Federal Pell Grant Program provides need-based grants to eligible undergraduate students to promote access to postsecondary education. Grants are awarded based on the need and do not have to be repaid. Awards for the 2021-2022 year range up to \$7671. Individual eligible amounts are determined by a standard formula from the U.S. Department of Education.

Federal Stafford Loans

Direct Subsidized Stafford Loan: Need-based loan in which the U.S. Department of Education pays the interest that accrues while the student is in an institute, during grace period, and periods of authorized deferments.

Direct Unsubsidized Stafford Loan: Non-need-based loan in which the borrower is responsible for the interest that accrues while in an institute, during the grace period, and periods of authorized deferments.

Federal Parent PLUS Loans

Non-need-based loan available to either credit-worthy parent of a dependent student. These are credit-based loans where the borrower is responsible for the interest that accrues as well as the repayment. These loans provide funds for the eligible student's educational expenses and may also provide additional funding for living expenses.

Professional Judgment Policy and Procedure

Students often experience unusual or special circumstances which can impact their ability to pay for school. The FAFSA does not always provide an option to capture such information. In this case, students, or parents, should contact the institute's financial aid office for further assistance. Professional Judgment (PJ) is a provision allowing a Director of Financial Aid to make adjustments to COA or data elements used to calculate EFC.

Military Aid

F.I.R.S.T. Institute programs are approved for veterans' educational training. Eligible benefits are determined by the U.S. Department of Veterans' Affairs. Students interested in military benefits should contact the Financial Aid Office.

ADDITIONAL PAYMENT OPTIONS

Self-Payment

Tuition is paid-in-full at the time of enrollment to secure a student's scheduled program start date. Paying in full guarantees a seat in the upcoming programs being offered.

F.I.R.S.T. Institute accepts cash, check, money order, and credit/debit card payments.

Scholarships

F.I.R.S.T. has internal scholarships available for qualified students. For more information, see the scholarship guide at www.first.edu under School Downloads.

Monthly Payment Plan

Payment Installment Plans are available directly through the institute. Payment plans consist of ten equal monthly payments while the student is in school. To guarantee a seat for a start date, a student needs to pay

a down payment of at least \$1650.00 (\$300 processing fee will apply).

Tuition Options (Educational Lender)

This third-party program offers low monthly payments and low interest for those who qualify. To guarantee a seat for a start date, a student needs to pay a down payment of at least \$1650.00.

Other

Qualified students may also obtain funds from Vocational Rehab and Florida Prepaid.

DELINQUENT TUITION

In the event a student's tuition payment becomes 30 days late, written and/or verbal notice will be given advising the student of their payment status. If a student becomes 90 days late, the account will be placed with a collection agency. If this occurs while the student is still attending their program, they will be withdrawn at the 90-day delinquent mark. To avoid being withdrawn from the program, the student must bring their balance current. All student payment and loan obligations must be current at the time of graduation for the student to receive their diploma or transcript.

STUDENT LOAN DEFAULT POLICY

If a student has defaulted on their federal loans and are planning to go back to school, the student needs to resolve their default before the federal government will allow future financial aid eligibility.

F.I.R.S.T. Institute requires all students who are in default, to resolve the default prior to starting their program. If the student has further questions on how to resolve their default, please refer them to Financial Aid.

Any student who has applied and has been accepted who is currently in a defaulted loan status has 1 year from their date of acceptance to bring their loans out of default before their application will expire. Once the application expires, the student will need to re-apply in it's entirety.





CAREER SERVICES

CAREER SERVICES

Students will meet one-on-one with a Career Services Advisor prior to graduation. This time will be scheduled outside of normal class hours and will be used to discuss goals beyond graduation. Students are welcome to schedule additional appointments with a Career Services Advisor to get further assistance with academic or personal matters. Appointments with a Career Services Advisor may be made Monday-Thursday between 9am - 6pm.

JOB OPPORTUNITIES/INTERSHIPS

F.I.R.S.T. Institute does not guarantee employment, nor do they provide students with internships. The Career Services Department updates and maintains internship and job opportunities which are communicated via social media, email, canvas, teams, and other methods through campus resources. Students are welcome to request additional assistance in securing employment/internships, but it is ultimately their responsibility to follow through and finalize arrangements.

Should our students choose to participate in an internship, they must complete the appropriate paperwork. Paperwork can be obtained from an Instructor or Career Services Advisor. Students should also adhere to all F.I.R.S.T. Institute policies during internship hours.

*For veteran students, F.I.R.S.T. Institute will work with the internship sponsor to schedule the internship. It is the veteran student's responsibility to attend all scheduled hours.

TUTORING

Individual tutoring may be requested on a case-by-case basis but is subject to instructor availability and has a rate of \$45.00 per hour. Instructors may make suggestions to those students they notice need additional practice/assistance to prompt them to take advantage of this. Tutoring sessions are preferred to be a 1:1 instructor to student ratio but in special cases up to two students may attend at the discretion of the Program Director. Payment is to be paid in advance at the front desk to reserve the instructor for the session.

OFFICE HOURS

All students can call the front desk to set up an appointment with an instructor, Program Director, and Career Development Services for office hours. Students can make arrangements for interactions with fellow students

via their Microsoft Teams or Canvas accounts. Our regular office hours will be Monday through Thursday 9 a.m. - 6 p.m, and on Fridays from 9am-3pm.

GRADUATIONS

All programs have the same Start and Graduation dates. Contact the institute for the specific date and time of a particular semester's graduation ceremony. IDL students that meet all academic requirements and have completed an IDL program will receive a diploma via mail. If you are in the Orlando area and would like to participate in one of F.I.R.S.T. Institute's graduation ceremonies, please call 407-316-8310. Both campus and IDL students are encouraged to attend.

Semester	Start Date	End Date *Approximate Dates*	Graduation Ceremony Date (Tentative)
January	January 16th, 2024	November 2024	January 2025
March	March 25th, 2024	January 2025	January 2025
June	June 3rd, 2024	March 2025	July 2025
August	August 12th, 2024	May 2025	July 2025
October	October 21st, 2024	July 2025	July 2025

HOLIDAYS

The institute and/or classes will be closed on the following holidays:

Martin Luther King, Jr. Day
Presidents' Day
Memorial Day

Independence Day
Labor Day
Christmas Eve & Day

New Year's Eve & Day
Thanksgiving Day (+ Friday)
Winter Break

*Additional holidays may be added at the discretion of the Institute President.

**Please see website for full calendar.

ADMINISTRATIVE PROFILES

ADMINISTRATIVE PROFILES

Donney Smith: Managing Partner and Co-Owner

Donney Smith has worked in the audio industry for over 15 years. His love and passion for the audio world has led him to become a successful engineer and producer in his field. Donney not only has years of teaching experience himself in the field, but he has also worked with many corporations and major industry clients. His knowledge of working with many types of students has played an important role in making F.I.R.S.T. Institute a reality. Donney's reputation and name have had a large impact in the industry. Donney has made it a priority to ensure the education and business office departments are operating at the highest standards at F.I.R.S.T. Institute.

Jonathan Dietrich: Program Director of Recording Arts and Show Production Campus & IDL

As a kid, Jonathan was a screen junky and loved the stories of the movies he watched. Jonathan's parents got him a VHS copy of Star Wars that he watched so many times the tape eventually wore out and became a scrambled blur. As a student at California State University Northridge, he discovered and mastered the tools to tell his own stories as a director. After getting a degree in Cinema and Television Production, Jonathan landed an internship with the Los Angeles Dodgers. In his 10 years with the Dodgers he worked his way from starting as a grip to producing and directing live, game day content and post-event coverage. A native Californian, he has 15 years of experience in live production and extensive directing experience for the Dodgers, Lakers, Clippers, Kings hockey, concerts and corporate events.

Joshua Graham: Program Director of Digital Filmmaking and Video Production Campus & IDL

Josh's interest in film and television production began at a young age, eventually leading him to Full Sail University where he received his Bachelor's degree in Film Production in 2006. Since then, Josh has worked on a number of short films, commercials, and documentaries as a freelancer. Along with a partner, Josh ran a production company that brought student filmmakers onto each project so they could have the chance to gain experience on set. He also has experience in other fields, including live television, theater, and software development. Most recently, Josh taught film and video production to high school students here in Orlando.

Lia Pirkola: Program Director of Graphic Design and Web Development Campus & IDL


Lia has always loved using colors and design to tell stories. A creator who enjoys graphic design and photography, Lia first discovered her passion in high school while working on her high school's theater program. From there, she went on to the University of Central Florida to earn two bachelor's degrees in Graphic Design and Visual Arts Management. Using her experience, Lia has gone on to freelance for many projects including, but not limited to, wedding packages, logos, printed materials, social media posts, senior portraits, family portraits, and more. In the classroom, Lia will share her passion for design with students in the hopes that they too will walk away with the same drive and passion. She wants to share with her students the same philosophy she lives by: "Do more of what makes you happy."

Tony Mardini: Director of Career Services

A Latin Grammy Winner & Audio Professional with over 20 years of experience in commercial and private facilities! In the lifespan of his career, Tony has held the titles of In-house Engineer at Darkchild Entertainment & Engineer/Producer/Songwriter to Gloria & Emilio Estefan's production company, Estefan Enterprises. Tony was also part of Orlando, FL based NBC Sports/Golf Channel working as an Audio Mixer for Live and Post Audio broadcast. Mardini's success has continued throughout the years, gaining him Multi-Platinum Sales Certification Awards, BMI Songwriter awards, a Suncoast Emmy Award, Promax Award, 9 Latin Grammy Nominations and 2 Latin Grammy wins. In addition, Tony focused the last decade to helping graduates in higher education land entertainment industry related jobs in their field of study and developed partnerships with key employers seeking to hire the next cutting edge creative minds. Always finding himself in major label sessions giving career advice to anyone he was working alongside with; it was only natural for the second leg of his career to be supporting the up-and-coming creative industry professionals. Tony is leading our Career Services team; a team designed to help current and future F.I.R.S.T. Institute graduates achieve their dreams in the digital media industry.

Samantha Billotte: Program Director of Digital Photography Campus & IDL

Samantha is a Photographer and Filmmaker. Ever since she was a kid, she found herself behind the camera. She loved making skits with her friends and having fun photoshoots. Once she was about to enter high school, her local school offered a Digital Video Production program where she realized she could make her passion become a career. She put all her efforts into her program and decided to further her education in film at Full Sail University where she received her Bachelor's in Film. Unfortunately, when COVID-19 disrupted our world, creativity felt slim. Samantha could no longer create films in groups and her passion started to dwindle until she found Photography. Photography was her saving grace during the hardest time in her life. She started by taking creative portraits, boudoir photography, landscape, and self-portraits. Now that COVID has cleared, she has made a name for herself as a published photographer and excels in wedding photography. She runs her own photography business, is a top photographer in a published magazine, and has now continued her journey to share her knowledge at F.I.R.S.T. Institute in Digital Photography.



ADVISORY BOARD MEMBERS

Recording Arts & Show
Production

- Rachel Sekola
(Encore)
- DJ Buddha
(DJ/Producer)
- Ryan Counsel
(Rhino Staging)
- Alex Moran
(Rhino Staging)
- Anna Parks
(Studio Engineer)
- Ben Gardner
(Orlando Bands)
- Lous Richner
(Studio Engineer)
- Rocco Caruso
(WWE)

Digital Filmmaking & Video
Production

- Gene Culver
(Orlando Film & Music)
- Louis Richner
(Paradise Studios)
- Mckenzy Bowers
(Tivid Studios)
- Laura Blair
(Line Producer)

Graphic Design & Web
Development

- Stephanie Arjune
(TSM)
- Nicholad Kruger
(Civic Tech Product Manager & Service Designer)
- Donnell Butler III
(Doctor Tees)
- Lauren Downing
(Laruren Downing Photography)
- Em Schaefer
(Art Director, Designer, Marketer)

GENERAL INFORMATION

STATEMENT OF LEGAL CONTROL

The Florida Institute of Recording, Sound, and Technology, Inc. is a corporation formed under the laws of the State of Florida. Owners and Managing Partners are George Forbes and Donney Smith.

FLORIDA LICENSURE

F.I.R.S.T. Institute is licensed by the Commission for Independent Education, Florida Department of Education. Additional information regarding this institution may be obtained by contacting the Commission at 325 West Gaines Street, Suite 1414, Tallahassee, FL 32399-0400 or toll-free at (888) 224-6684; License #3250.

STATEMENT OF ACCREDITATION

F.I.R.S.T. Institute is accredited by the Accrediting Council for Continuing Education & Training (ACCET). ACCET is located at 1722 N Street NW, Washington, D.C. 20036, (202) 955-1113. ACCET is listed by the U.S. Department of Education as a nationally recognized accrediting agency: www.accet.org. Refer to ACCET Document 30- Policies on Recruiting, Advertising, and Promotional Practices.

HOURS OF OPERATION

In addition to class times, the institute's business office is open 9 a.m. to 6 p.m. EST, Monday-Friday.

DESCRIPTION OF COURSE NUMBERING SYSTEM

The course numbering system reflects which program is taken and in what order. Courses are not designed to be taken independently. They are designed to be taken in order as numbered. For example, course number 101 would be taken prior to course number 102.

Course Prefix

RASP
DFVP
GDWD
DP

Program of Study

Recording Arts and Show Production
Digital Filmmaking and Video Production
Graphic Design and Web Development
Digital Photography

DEFINITION OF A CLOCK HOUR

A clock hour represents 50 minutes of class instruction and a 10 minute break.



HEALTH & SAFETY

STUDENT ID

The first day of class, students receive a student photo I.D. at no charge. Student I.D.s are to be worn at all times while in the building. Any student not wearing an I.D. will be asked to put on a temporary name badge while in the building. If a student does not have their I.D. for two (2) consecutive classes they will be required to purchase a replacement for \$15.00.

HEALTH SERVICES

F.I.R.S.T. Institute does not provide health services, emergency or otherwise. In case of an emergency, call 911.

SECURITY & FIRE SAFETY

A comprehensive look at the institute's security resources, safety policies and procedures, crime statistics, and fire safety information may be found on the institute website. Our campus is also staffed with trained security personnel during class hours.

INCLEMENT WEATHER

When weather conditions make it necessary to delay opening, cancel classes, or close the institute, a notice will be provided by F.I.R.S.T. Institute via voicemail message on the individual program department phone extensions.

LOCKDOWN & EVACUATION PROCEDURES

Lockdown procedures and Evacuation routes are reviewed at the beginning of every program with incoming students.

FACILITY SECURITY

All visitors to the campus must check in at the front desk to be issued a guest name tag for the duration of their visit. If the visitor is a guest of a student, the student will be retrieved in order to escort their guest to the proper area of the campus. Visitors will not be permitted to roam the halls without a name tag and escort. Students are not to bring guests to the campus without prior approval from their instructor and/or Program

Director. No guests of students will be permitted on campus during class time.

Front door access to the institute is open to the public from 9 a.m. to 6 p.m., Monday through Thursday, while classes are in session. After 6 p.m. and before 9 a.m. the front door is locked. After 10 p.m., the front door will be locked for entry - students may only exit the building after this time.

In addition, F.I.R.S.T. Institute utilizes a security camera system which monitors all critical areas of the campus.

DRUG/ALCOHOL POLICY & PREVENTION

A comprehensive look at the institute's standards of conduct, outline of federal, state, and local laws regarding drug and alcohol violations, as well as health risks associated with drug and alcohol abuse may be found on the institute website in the Downloads section.

Treatment Facilities

Alcoholism	Central Florida Intergroup	www.cflintergroup.org	(407) 260-5408
Drug Abuse	Bridges of America	Orlando	(407) 926-8134
Medical Treatment	Urgent Care Facility	Winter Park	(407) 629-9281
Mental Health	Beachway Therapy Center	Delray Beach	(800) 206-8809
Pregnancy	Planned Parenthood	Orlando	(407) 246-1788
Social Services	Social Bridges	Winter Park	(407) 539-2450

INSTITUTE POLICIES

GRIEVANCE PROCEDURE

F.I.R.S.T. Institute has an open-door policy. Any concern or complaint a student has should be brought to the immediate attention of the instructor. If the concern or situation is not satisfactorily resolved, an appointment can be scheduled to speak with the Program Director. Extreme circumstances will be referred to the Institute President.

Any student wishing to appeal academic or disciplinary actions may do so in writing which must be submitted directly to the Institute President. Refer to the Appeal Process for additional information regarding this process.

Georgia residents please see section GEORGIA RESIDENTS**

Students with unresolved complaints can contact:

Commission for Independent Education
Florida Department of Education
325 W Gaines Street, Suite 1414
Tallahassee, FL 32399
www.fldoe.org/cie (website)
(888) 224-6684 (toll free)

OR

ACCET
1722 N Street NW. 20036
Washington, D.C. 20036
www.accet.org
(202) 955-1113
complaints@accet.org
Utilize Document 49.1

GRADING

Due to the creative nature of the programs offered, the institute maintains a certain amount of flexibility in its grading of students. Instructors will test students in a variety of ways including quizzes, tests, and projects.

Quizzes are given frequently to monitor class comprehension of curriculum objectives. Quizzes and tests may be multiple choice, fill in the blank, short answer, or performance evaluation based. Tests are administered at the end of each course within the program.

Performance and project evaluations are assessed in the presence of an instructor who grades according to an established rubric. Rubric criteria are based upon punctuality, participation, and level of completion of a given task or required skill.

Students will be graded on the following scale for tests, quizzes, performance evaluations, and project evaluations:

A	100 - 90%	B	89 - 80%	C	79 - 70%	F	69% or below
---	-----------	---	----------	---	----------	---	--------------

All course grades are averaged for the final program grade.

Each course must be completed with a 70% or higher in order to advance to the next course in the program. Final course tests, either written or evaluation based, can be retaken at the expense of the student. The fee to retake a final test proctored by an instructor is \$75 and can be paid at the front desk. This courtesy is only offered once per course. The fee for retaking a course is outlined in the Retaking Courses section of the school catalog.

IDL Submission of Assignments

Student assignments are submitted inside of Canvas via an upload. In some special circumstances a OneDrive (cloud storage) account, Teams, or email will be used as an alternative submission method if needed.

IDL Course Test-Outs

At the end of every course in an IDL program, students will take a proctored examination. These tests are proctored through a third party service. Students will need to set up an account with this service to be able to access these exams. Explanations of how to access these tests are given through a short video provided by the third party embedded in Canvas. Only proctored exams will be accepted.

STUDENT VERIFICATION

Verification is done at the beginning of a student's first course in their instructor introduction conferences. Students are required to hold their government issued ID card or license up during the conference via their webcam. Instructors confirm the identity of the student by matching the info and picture on the ID to the person in the webcam. Students are also given their own unique login and password to participate in the program through Canvas.

SATISFACTORY ACADEMIC PROGRESS (SAP)

Satisfactory Academic Progress (S.A.P.) is calculated based on course completion (credits earned) and periods of attendance at F.I.R.S.T. Institute. Student progress is measured by grade and attendance percentage. Students must maintain a GPA of 2.0 or higher to pass a course.

This is applied consistently and reported to students at the end of every course or set of courses. Students will be notified by their Program Director at the end of their course as to their current S.A.P. status. If a student does not meet the GPA and attendance standard at the end of a course, the student will have the option to retake the course or be withdrawn from the program. A student is only allowed to retake each course one time.

All program requirements must be met within a maximum timeframe of 150% the normal program length. If a course retake would lead to exceeding the maximum timeframe, the student will instead be withdrawn. In order for students to have Satisfactory Academic Progress and meet completion to obtain a diploma, attendance of no less than 80% overall and an average GPA of 2.0 or higher each course is required.

SATISFACTORY ACADEMIC PROGRESS (SAP) APPEALS PROCESS

A SAP appeal may be based on undue hardship when the failure to make satisfactory academic program is caused by the death of a relative of the student, severe personal injury or illness of the student, or other special circumstances determined by the school.

SATISFACTORY ACADEMIC PROGRESS FOR FINANCIAL AID

In order for students to have Satisfactory Academic Progress and obtain a diploma, an average grade of 70% or higher is required. If a student is not meeting SAP at the 50% point of the payment period, they will be issued a Financial Aid Warning.

At the end of the payment period, if the student is still not meeting SAP, they will be placed on Financial Aid Probation. During that timeframe, a student is still eligible for financial aid. If the student fails to meet SAP during the next payment period, then all financial aid will be suspended subject to appeals. See Appeal Process.

RETAKING COURSES

Students must pass each course before advancing to the next. Please refer to each program's specific table

below for reference. In instances where retaking the final exam would result in a student achieving a passing grade for the course, that student may be given a final attempt to pass the course. This must be done at the Institute President's discretion, following mandatory paid tutoring sessions within two weeks of the original final exam. Failure to pass the final exam on the second attempt will result in the failing of that course. No student may try to take the same final exam a third time. The student may reenroll to the institute and retake a failed course if they wish to make another attempt to complete the program. There is a \$750.00 charge for any course needing to be retaken.

CANCELLATION & REFUND

Should a student's enrollment be terminated or cancelled for any reason, all refunds will be made according to the following refund schedule:

- Cancellation can be made in person, by electronic mail, by Certified Mail, or by termination.
- All monies will be refunded if the school does not accept the applicant or if the student cancels within three (3) business days after signing the enrollment agreement and making initial payment.
- Cancellation after the third (3rd) Business Day, but before the first class, results in a refund of all monies paid (not to exceed \$150.00).
- Cancellation after attendance has begun, but prior to 75% completion of the program, will result in a Pro Rata refund computed on the number of hours completed to the total program hours.
- Cancellation after completing 75% of the program will result in no refund.
- Termination Date: In calculating the refund due to a student, the last date of actual attendance by the student is used in the calculation unless earlier written notice is received.
- Refunds will be made within thirty (30) days of termination of students' enrollment or receipt of Cancellation Notice from student.

Cancelled Courses or Programs

In the event that F.I.R.S.T. Institute cancels a program or course, the student will be placed in another class or program, or the student will have the option to withdraw from the institution if no means of course fulfillment can be found. Those students will be entitled to a full refund.

Refund for Title IV Aid

The Federal Return of Title IV funds formula (R2T4) dictates the amount of Federal Title IV aid that must be returned to the federal government, or the lending institution, by the institute and/or student. The federal formula is applicable to an eligible student receiving federal aid when that student withdraws without completing the payment period. The R2T4 formula does not apply for anyone who does not begin training.

The federal formula requires a Return of Title IV calculation if the student received, or could have received, federal financial assistance and withdraws on or before completing 60% of the payment period. The percentage of Title IV aid earned is equal to the percentage of the payment period that was completed as of the withdrawal date if this occurs on or before the 60% point of time.

The percentage of the payment period completed is calculated by the hours completed in the payment period, as of the withdrawal date, divided by the scheduled hours in the payment period.

The amount to be returned is calculated by subtracting the amount of Title IV assistance earned from the amount of Title IV aid that was, or could have been, disbursed as of the withdrawal date. If a student receives

less Title IV funds than the amount earned, the institute will offer the student a disbursement of the earned aid that was not received at the time of their withdrawal, which is a post withdrawal disbursement. Post withdrawal disbursements will be made from Pell Grant funds first, if eligible. If there are current educational costs still due to the institute at the time of withdrawal, a Pell Grant post withdrawal disbursement will be credited to the student's account. Any Pell Grant funds in excess of current educational costs will be offered to the student. Any federal loan program funds due in a post withdrawal disbursement must be offered to the student and the institute must receive the student's permission before crediting their account.

Refund Due Dates

If an applicant never attends class (no-show) or cancels the contract prior to the class start date, all refunds due will be made thirty (30) calendar days from the first scheduled day of class, or date of cancellation, whichever is first.

For an enrolled student, the refund due will be calculated using the last day of attendance and be paid within thirty (30) calendar days from the documented date of determination. The date of determination is the date the student gives written or verbal notice of withdrawal to F.I.R.S.T. Institute, or the date F.I.R.S.T. Institute terminates the student by applying F.I.R.S.T. Institute's attendance, conduct, or Satisfactory Academic Progress policy.

Students will be notified of any changes made at the institution.

APPEAL PROCESS/COMPLAINT PROCESS

A student may submit a written appeal to the Institute President within three (3) calendar days of their disciplinary action. The appeal should outline the circumstances preventing Satisfactory Academic Progress or appropriate student conduct. Only extraordinary circumstances will be considered for appeal, such as death or severe illness in the immediate family. The Institute President will determine whether the student may be permitted to continue in the program and the student will be notified in writing within ten (10) days of the initial appeal. The decision of the Institute President is final. If they are reinstated, it will be on the basis of a viable written academic plan for the student.

GRADUATION REQUIREMENTS

To successfully receive a diploma from F.I.R.S.T. Institute, students must:

- Obtain a 70% or higher grade percentage and complete all required courses, assignments, tests, and evaluations.
- Attend at least 80% of the 1014 clock hours.
- Fulfill all monetary obligations to the institute prior to graduation.

Students will not be permitted to walk at graduation or receive their transcript until they fulfill all three of these requirements. If, following graduation, a student falls into delinquency, additional copies of their transcript will be withheld.

Students receive a diploma and transcript upon successful completion of their program at no cost. Reprints of diplomas after graduation may be obtained for a fee of \$40.00 and copies of official transcripts may be obtained for a fee of \$15.00.

STUDENT RECORDS

Student records are permanently retained by the institute and are available to students upon individual request. Student records are made available to potential employers only after the student has submitted a written request to the institute office. Institute officials needing access to student records will only be given data relevant to their purpose.

Under FERPA, any student who is 18 years of age or older or who attends a post secondary institution will be able to have access to their educational records. They also have the opportunity to have records amended. Under no circumstance will the institute release educational records to any party without the student's consent. Students will have the opportunity to sign a waiver releasing specific information: Academic, Attendance, and/or Financial, to persons of their choice.

LEARNING RESOURCE SYSTEM

F.I.R.S.T. Institute uses Canvas as their learning resource system. Canvas is a course management system that supports online learning and teaching. It allows professors to post grades, information, and assignments online. It is being used by universities and colleges all over the world.

RULES AND REGULATIONS

F.I.R.S.T. Institute enforces Rules and Regulations to provide the utmost professional and educational working environment for everyone. The Rules and Regulations will prepare students for the digital media industry. The institution's policy on student conduct and academic conduct are defined below. Failure to follow these rules and regulations set forth in this catalog will result in disciplinary actions.

ATTENDANCE & ACADEMICS

Attendance

Attendance is tracked and input by the course instructor. Students are required to attend at least eighty percent (80%) of each course. This percentage ensures students are in class a sufficient amount of time to adequately absorb the knowledge and skills necessary to reach the program objective.

IDL students must be visible on their webcam at the beginning of class, return from break, and during lectures, or upon request of the instructor.

Malfunctioning technology will not be considered an excuse.

Tardiness/Early Departures

Any student who is not in the classroom, and ready to work, under the following circumstances or any combination will be deemed tardy:

- If you miss more than 10 minutes of your class time it will be considered a tardy
- Excessive tardies are considered a disruption and will be treated in the same regard as a violation of the student code of conduct
- Students who have missed more than 50% of the course for the day will be deemed absent.

Absences

1. A student who has not attended classes over 14 consecutive calendar days will be automatically withdrawn from the program. The 14 consecutive days include holidays and weekend days.
2. A student is required to maintain 80% attendance in every course. Failure to do so will result in the below progressive disciplinary measures.
 - 1st course that a student completes with less than 80% attendance:
The student will be placed on warning.
 - 2nd course that a student completes with less than 80% attendance:
The student will be put on probation
 - 3rd course that a student completes with less than 80% attendance:
The student will fail the currently enrolled course based on attendance and will be required to complete a retake.

*Please note there will be a retake fee associated with retaking the required course.

Leave of Absence

If a student requires an extended period of absence, they may apply for a Leave of Absence through the Program Director. Keep in mind that leaves are issued for extenuating circumstances, such as medical leave, financial difficulty, employment, child care, or transportation.

This will postpone the continuation of their education and graduation date until the same program is offered again. In addition, no institute resources may be utilized during the requested leave. The total of all leaves of absence may not exceed 180 days for any program.

There is no guarantee that there will be an open seat (re-enrollment may be the only option to continue) and there may be a need to change the class schedule upon return. Extensions of an initial leave are at the discretion of the President, provided they do not exceed the maximum timeframe.

Students will not incur any additional tuition charges during any leave of absence. In the event a student does not return from a leave of absence, any refunds due will be made to the appropriate financial aid programs within 45 days of the date the student is scheduled to return.

The official date of withdrawal for students will be the last date of attendance. The student will be counseled on repayment obligations if they fail to return within the allotted timeframe. For Federal loan borrowers: if you do not return from your leave, your payment grace period will be reduced.

Make-Up Work

Following any absence, it is the student's responsibility to obtain missed coursework from their instructor. Any make-up work not turned in by the end of the deadline given by the instructor will result in a failing grade for that assignment.

Consecutive Absences

A student with fourteen (14) consecutive Unexcused Absences will be automatically withdrawn from the program and deemed a withdrawal.

Make-Up Days Due to Natural Disasters

In the event the Institute must close on a regular scheduled class day(s) the program schedule will be extended by the same amount of days after the last scheduled day of the final course.

Veteran Students

Veteran students must maintain 80% attendance per calendar month to continue to receive their VA benefits. In order to show that the cause of unsatisfactory attendance has been removed, students must show good attendance (as defined) for one calendar month after being terminated for unsatisfactory attendance. After such time, the student may be re-certified for VA education benefits. Student's attendance records will be retained in veteran's file.

In accordance with Title 38 US Code 3679 subsection (e), this school adopts the following additional provisions for any student using U.S. Department of Veterans Affairs (VA) Post 9/11 G.I. Bill (Ch. 33) or Vocational Rehabilitation & Employment (Ch. 31) benefits, while payment to the institution is pending from the VA. This school will not:

- Prevent the student's enrollment;
- Assess a late penalty fee to the student;
- Require the student to secure alternative or additional funding;
- Deny the student access to any resources (access to classes, libraries, or other institutional facilities available to other students who have satisfied their tuition and fee bills to the institution).

However, to qualify for this provision, such students may be required to:

- Produce the VA Certificate of Eligibility (COE) by the first day of class;
- Provide a written request to be certified;
- Provide additional information needed to properly certify the enrollment as described in other institutional policies

Class Schedules

Students wishing to change their class schedule time must make a request through their Program Director. The student must provide proof as to why their schedule needs to be changed, such as a letter from employment. Class schedules depend on availability and no class schedule time is guaranteed.

Re-Entry Requirements

A student who has cancelled and desires to re-enter the program must notify the institute and follow the required admissions procedures. However, if a student failed to meet their Satisfactory Academic Progress, they will not be eligible for re-entry into the program. A student that was dismissed must have an interview with the Director to determine if the student qualifies for reinstatement. All reinstatement decisions are final.

Academics

Academic grades are tracked by the course instructor and input by the Program Director. Students are required to maintain at least a seventy percent (70%) in the program.

RE-ENROLLMENT POLICY

Students in good standing at the time of withdrawal from school are eligible to reapply for admission. A student wishing to re-enroll would reach out to the Program Director who would aid with the re-enrollment process.

To receive the tuition price at the time of the student's original enrollment, the student must re-enroll in the same program and resume class within 6 months of their last date of attendance. After 6 months students are subject to the current tuition price.

Students who have a balance due must meet the following terms to be eligible for re-enrollment:

- The amount must be paid in full if the balance due is \$500 or less.
- If the balance due is \$507 to \$7,000, at least \$500 must be paid and the student must decide on cash payments or financial aid to cover the remaining balance.
- If the balance due is more than \$1,000, half the balance must be paid, and the student must decide on cash payments or financial aid to cover the remaining balance.
- If an outstanding balance has been transferred to a collection attorney, the balance must be paid in full prior to re-enrollment.

DISCIPLINARY POLICY & STUDENT CODE OF CONDUCT

F.I.R.S.T. Institute's code of conduct applies to all students enrolled in classes, both campus and IDL. Violation of any of these policies may result in prohibition from attending class at a faculty member's discretion dependent on the severity. A student who violates any combination of the policies below three (3) times will be sent to the Institute President for immediate dismissal. All offenses will be notated in F.I.R.S.T. Institute's Student Information System and the student will be notified by the Institute President.

Attendance and academics listed above have a separate disciplinary policy and will be handled separately from the below listed rules and regulations.

Immediate dismissal from F.I.R.S.T. Institute is at the discretion of the Institute President.

Conduct

As representatives of F.I.R.S.T. Institute, students are expected to conduct themselves in a professional manner at all times. The primary responsibility for managing the classroom environment rests with the faculty.

Dress Code

Students may not wear derogatory or explicit graphics on clothing. Clothing should not be distracting or compromise the learning environment. Revealing clothing is prohibited and all undergarments should be covered. Pants, shorts, or skirts are to be worn at the waist. Due to safety concerns, no open-toed or backless shoes are allowed on campus (this includes socks with slides). Students must wear their ID at all times and it must be visible to faculty and staff.

Profanity

No profanity is to be used at any time. This includes in classrooms, hallways, the break room, or any other location on campus. A student using profanity can be asked to leave by a faculty member which will result in an Unexcused Absence.

Falsifying Information

Intentionally furnishing oral or written false information to the institute's faculty and/or staff via forgery, deliberate misrepresentation, unauthorized alteration, or unauthorized use of any institute document or identification including, but not limited to, photo I.D.s, excused absence documentation, traffic decals, etc. or submitting form(s) that one knows, or has reason to believe, have been forged, altered, or modified will result in immediate dismissal from the program. A meeting must be scheduled with the Institute President to determine if and when re-admittance would be permitted.

This includes intentionally initiating or causing any false report regarding an emergency on the premises (i.e. fire).

Smoking

Please be advised that F.I.R.S.T. Institute is a smoke free campus. For the health of our students, staff, and visitors, please refrain from smoking on the F.I.R.S.T. Institute grounds.

This includes all buildings, sidewalks, parking lots (including inside your vehicle), courtyard, and inside the building. At F.I.R.S.T., we take health seriously and smoke of any kind can cause irritation to allergies, throat irritation, and coughing.

Smoke is also disruptive to the learning process for many. For the sake of yourself and those around you please adhere to our smoke free campus guidelines, thank you in advance for taking care of our school and not smoking on campus grounds.

Break Room

A break room is provided for students' leisure to eat and socialize. This room is where all food and drinks must be kept. No food or drinks are to be taken into classrooms, labs, studios, or left in hallways. The only exception is water in a capped container. Students are required to clean up after themselves, including trash, wiping table areas, cleaning microwaves, etc.

Technology

Computers owned by the institute shall be used only for official F.I.R.S.T. Institute business, including academic pursuits.

Internet Usage

Students are to restrict internet usage to project research and email access for academic purposes only.

Social Media

As a representative of F.I.R.S.T. Institute, it is expected of students to promote themselves and their lifestyle in a professional manner on all social media that is made available for public viewing. Posting negative or harmful comments about the institute, its programs, or other students or faculty is prohibited. Posting of activities, verbiage, photos, etc. that are illegal and violate state laws can result in immediate dismissal from the institute.

Students are not to access social media sites, such as Facebook and Twitter, on F.I.R.S.T. Institute computers unless doing so for networking and personal marketing purposes.

Electronic Devices in Class

Personal electronic devices are not to be used in any manner during class which creates a distraction for the instructor and/or other students. This includes, but is not limited to, smartphones, music players, games, laptops, tablets, etc. Any student who violates this policy will be removed from the classroom and issued an Unexcused Absence.

Protection of Confidential/Sensitive Information

Students are required to protect confidential and sensitive information stored electronically at the institute and distributed for educational purposes. This policy applies to all network services operated by the institute including computer systems and data against misuse and loss as well as any and all users of the institute's computer systems. This includes accidental or unauthorized destruction, disclosure, or modification of hardware, programs, data, and documents.

Institute Property

Students must utilize the utmost care with regards to institute property, including but not limited to, console boards, microphones, cameras, lights, computers, etc. Students who cause damage due to negligence will be subject to disciplinary action up to and including withdrawal and will be billed for the damage incurred.

Copyright Laws

Students are encouraged to do their research with regards to what is acceptable use of copyright content for use in mash-ups, reports, films, and so on. In addition, unauthorized distribution of copyrighted material, including unauthorized peer-to-peer file sharing, may subject students to civil and criminal liabilities. By violating the rights secured by a copyright, students are looking at legal penalties that range from paying the actual dollar amount of damages and profits, paying for all attorney fees and court costs, and/or jail time based on the level of infraction. Any student engaging in illegal downloading or unauthorized distribution of copyrighted materials using the institute's information technology system will be subject to immediate dismissal from their program. The United States Copyright Office hosts www.copyright.gov which outlines all laws regulating copyright.

Public Law

All students are required to obey Federal, State, and local laws while on campus. Below is a list of activities deemed illegal according to public law. For more detailed information regarding a particular offense, refer to the institute's Drug and Alcohol Abuse Policy and Prevention manual as well as the Security and Fire Safety manual.

Alcohol and Illegal Substances

Possession, use, suspected use, sale, or manufacture of any substance declared illegal by Florida State Statutes. Also, aiding and abetting the possession and/or consumption of alcoholic beverages by a person under the age of 21, driving under the influence, using, selling, or manufacturing alcoholic beverages while on property or attending class.

Fireworks

Possession or unauthorized use of any explosive device on the premises (i.e. firecrackers, dynamite, etc.).

Harassment

Verbal, written, or physical, directed toward particular person(s) that is unwelcome, severe, pervasive, or violates criminal/civil rights law.

Stolen Property

Receiving or possessing property known, or with reason to believe, is stolen. This includes unlawful taking or use of institute property such as use of telephones, use of computers, copying of software, violation of copyright laws, theft, duplication of institute keys, etc.

Trespassing

Unauthorized entry into the building, an office, room, or other restricted areas.

Vandalism/Defacement of Property

Destroying, damaging, or defacing institute property, or the property of any person(s) on the premises.

Weapons

Unauthorized use, possession, or storage of any weapon on premises. "Weapon" includes gun, rifle, pistol, bomb, grenade, bowie knife, dagger, nunchucks, slingshot, switch-blade knife, brass knuckles, stun gun, mace, pepper spray, blade of five or more inches in length, etc.

Sexual Harassment

Includes behavior such as sexual advances, requests for sexual favors, and other verbal/physical conduct of a sexual nature directed towards an employee, student, or applicant. Particularly when submission to such conduct is made a condition of an individual's employment or education. Any student or employee who has a complaint of sexual harassment should notify the Title IX Coordinator as soon as possible. The institution complies with the Title IX rule effective August 14, 2020. To view the Title IX Policy visit our downloads section at www.first.edu

Title IX Coordinator Contact Information

F.I.R.S.T. Institute's Compliance Coordinator is the Title IX Coordinator for the school. All formal complaints regarding this policy should be reported (in person, by email, phone, or mail) to the Title IX Coordinator, whose contact information is found below:

Emmanuel Francois
423 S Keller Rd. Suite 100
Orlando, FL 32810

(407) 316-8310 EXT 1201

Emmanuel.Francois@first.edu

Sexual Misconduct

Rape, or other sexual offenses, and sexual assault including forcing someone to have intercourse, engage in sexual acts, etc. without the individual's full and free consent. The institution complies with the Title IX rule effective August 14, 2020.

Florida Department of Law Enforcement (FDLE) sexual predator and sexual offender registry website and toll free telephone number.

FDLE website - <https://offender.fdle.state.fl.us/offender/sops/home.jsf>

FDLE toll-free number - 1-888-357-7332 for TTY Accessibility choose option 711

Audio Recording Policy

Effective January 1, 2023, Florida Institute of Recording, Sound, and Technology, INC. will record audio and visuals in all classrooms and tour rooms. No employee, contractor, student, visitor, or any other person has any reasonable expectation of privacy while located within a classroom at the school at any time.

GEORGIA RESIDENTS

GEORGIA NONPUBLIC POSTSECONDARY EDUCATION COMMISSION COMPLAINT PROCEDURES

COMPLAINT PROCEDURE

F.I.R.S.T. Institute has an open-door policy. Any concern or complaint a student has should be brought to the immediate attention of the instructor. If the concern or situation is not satisfactorily resolved, an appointment can be scheduled to speak with the Program Director. Extreme circumstances will be referred to the Institute President.

Any student wishing to appeal academic or disciplinary actions may do so in writing which must be submitted directly to the Institute President. Refer to the Appeal Process for additional information regarding this process.

In accordance with Georgia Code Section 20.3.250 (Nonpublic Postsecondary Educational Institutions Act of 1990), the Georgia Nonpublic Postsecondary Education Commission (GNPEC/the Commission) seeks to assure that GNPEC institutions maintain procedures and standards of procedural fairness through which students can bring complaints to the attention of the institution. GNPEC expects that these institutional procedures are applied appropriately and consistently. The Commission requires that students will utilize and complete these institutional procedures in an attempt to resolve any complaint or concern before submitting a complaint to the Commission. If the institution's resolution is not satisfactory, you may appeal to the Commission, but it will not investigate a complaint unless the student has exhausted all available grievance procedures outlined by the institution.

Non-students may bring concerns to the attention of the Commission in accordance with O.C.G.A. § 20-3-250.14(a).

The Commission's complaint procedures are designed to address issues of non-compliance with the Commission's standards, policies, or procedures. The procedures are not intended to be used to involve the Commission in disputes or matters pertaining to the following:

a student's admission to or graduation from an institution;
academic issues including grades, transferability of credits, and/or the application of academic policies;
fees charged or other contractual financial matters; or
disciplinary matters or other contractual rights and obligations.

The Commission will not review such areas unless the Commission identifies that the context suggests unethical or unprofessional actions that seriously impair or disrupt the educational services of a GNPEC school.

The Commission has no authority or role regarding issues of employment law or claims of discrimination. Such complaints should be directed to the appropriate state or federal agency.

The Commission will not accept a complaint which is anonymous or in which an attorney is involved.

Matters pertaining to Federal Financial Aid should be addressed to the U.S. Department of Education.

Any student who feels that an institution for which GNPEC is the complaint agent has not adequately addressed a complaint, or who feels that the institution is not in compliance with the Commission's Minimum Standards, may file a formal complaint. In order to be considered, a formal complaint must be submitted in

accordance with the Commission's Complaint Procedures by using its online complaint form. The complaint must include documentation of the basis of the complaint and of the final determination from the institution indicating no further institutional review is available. If preliminary findings indicate a violation of GNPEC regulations by the institution or a failure to follow its procedures, the Commission shall attempt to resolve the complaint through mediation. All parties will be notified in writing of the outcome of the investigation.

In order to be reviewed by the Commission, the complaint must be filed within 90 calendar days of the final resolution from the institution, and it must include the following:

Basis for any allegation of noncompliance with GNPEC standards or requirements;
All relevant names and dates and a brief description of the actions forming the basis of the complaint;
Copies of all documents or materials related to the allegations, including institutional responses documentation and/or analysis;

Proof of completion of the institutional complaint or grievance process (for students); and
Desired resolution.

The Commission will not review a complaint that fails to provide complete information or does not address an issue that can be reviewed. In no instance will a complaint be accepted for review that has not completed the process published by the institution (for students).

Upon receipt of a complaint filed in accordance with the aforementioned format, the Commission will forward a copy of the complaint to the school for a response.

Georgia residents who are would like to appeal a final decision may by the institute may do so by contacting:

GA GNPEC
2082 East Exchange Place
TUCKER, GA 30084

Phone: (770) 414-3300
Fax: (770) 414-3309

Or by clicking the link below for the GA GNPEC Online Complaint Form:

<https://gnpec.georgia.gov/complaint-forms>



STAY CONNECTED

CHECK OUT OUR WEBSITE TO VIEW STUDENT AND FACULTY BLOGS, CAMPUS VIDEOS, AND MORE

F.I.R.S.T. Institute
423 S. Keller Rd.
Orlando, FL 32810

www.first.edu

Phone: 407-316-8310
Email: info@first.edu